



# METAL FURNITURE



*Furniture  
you can depend on*





# WHO WE ARE

What we began in 1989 thanks to the creativity and initiative of many people led to the establishment of our company, offering a very wide range of metal furniture. Our products reflect the commitment of the whole company, which, on request, is ready to provide each customer with products of high quality guaranteed by MALOW brandmark.

Our company is based on people - people representing customers, suppliers, our business partners and employees. We are fully aware that our success would not be possible without the cooperation with our customers. Therefore, we are focused on meeting and exceeding your expectations.

I wish this catalogue will meet positive reception and will be used effectively.

*Henryk Owsiejew*

*experience:  
'we know all about steel'*







# OUR MISSION

Our mission is to achieve the position of a strategic partner both for our customers and business environment through:

- complex offer and the highest quality service in terms of metal products,
- providing our employees with the opportunity to develop,
- providing our shareholders with benefits.

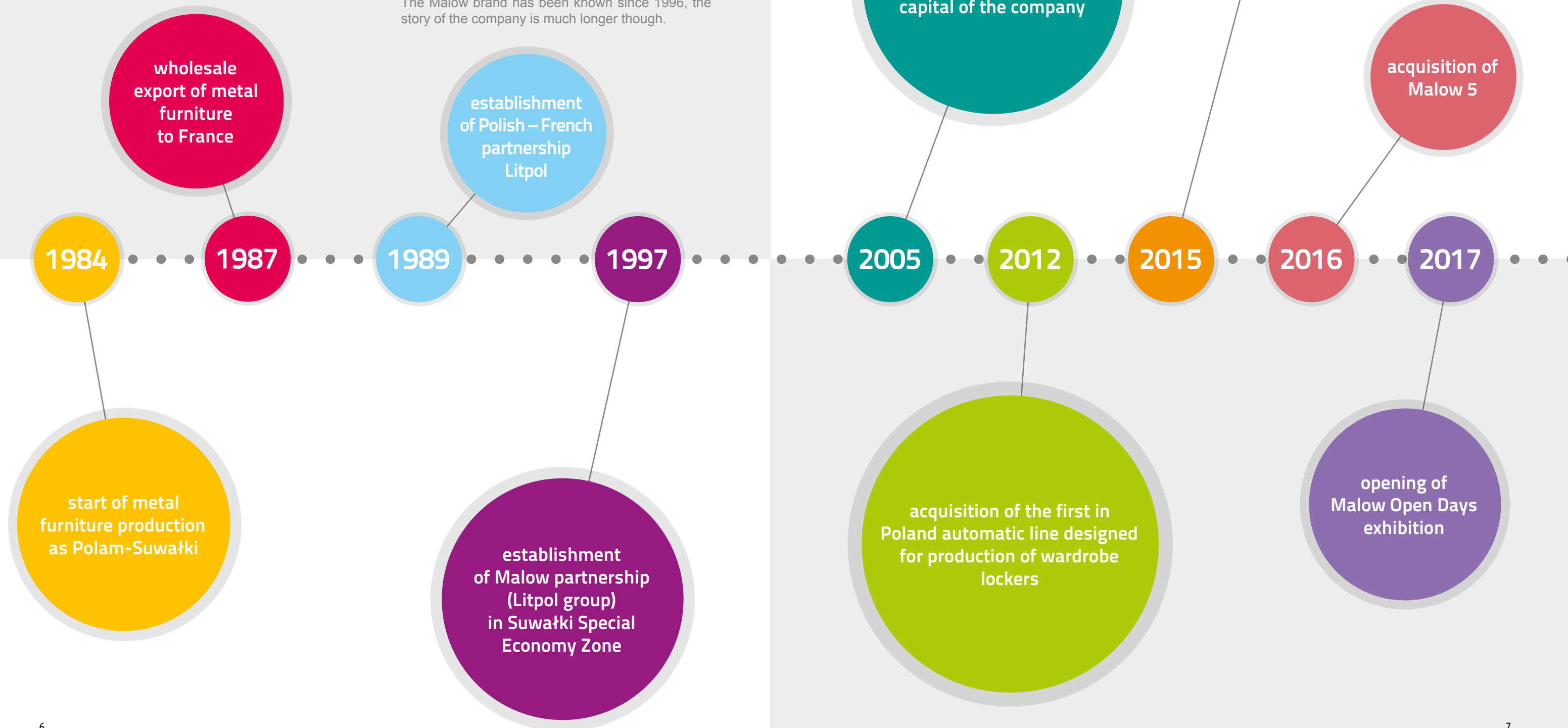






# HISTORY

The Malow brand has been known since 1996, the story of the company is much longer though.







# VALUES

We see our customer confidence and skilled crew as our largest asset. So far our accomplishments have triggered continuous improvement of our offer and encouraged us to meet the ever-changing customer needs.

Malow company as its key values see:

1. Customer
2. Employees
3. Development
4. Responsibility
5. Transparency
6. Trust
7. Honesty
8. Effective communication





# CORPORATE SOCIAL RESPONSIBILITY

Social responsibility is a part of our long-term strategy. It is based on the principles of social dialogue and pursuit for solutions, which are beneficial for our environment:

- employees,
- business partners,
- customers,
- natural environment,
- local society we live with and work for.

From the beginning Malow company have got engaged into various social initiatives of different types. We recognize charity as an important aspect of corporate social responsibility.

- we help non-governmental organisations which run educational facilities, hospices and foundations,
- we support financially Christmas events and summer and winter holidays of children from poor and dysfunctional families,
- we support financially organisations providing meals to the homeless and the poor as well as local actions helping the ill.
- for many years we have been supporting local schools and educational establishments through donating equipment and we have been helping schools financially e.g. with promoting innovative student ideas.
- we joined DKMS foundation campaign 'Together against leukaemia' through organising a Bone Marrow Donor Day in our company.

We eagerly join a variety of cultural, sport and musical events which are not only local, but also national and even global ones:

- Suwałki Blues Festival - a festival which is well-known internationally, hosting musicians from all over the world.
- PZLA Polish Championships in all-round events and relays
- Cavalry Picnic in Suwałki
- WOŚP (the Great Orchestra of Christmas Charity)
- Szlachetna Paczka (Noble Gift) and many others.

We support the youngsters

- for many years we have been supporting schools and educational establishments e.g. we fund awards in competitions promoting innovative student ideas ('Show your skills - vocation is the key to success' and 'Mathematics - a technician passion') and for several years we have been PATRON OF KNOWLEDGE, participating in the action 'I read, therefore I know', which aimed at building knowledge society, aware of their traditions and benefiting from the boon of the contemporary culture.
- from the outset we have placed a great emphasis on cooperation with vocational schools. For many years we have been employing graduates of Technical Schools Complex in Suwałki offering them traineeship contracts and we have been taking on students as apprentices. Since 2018 there has been a class of our patronage technician/mechanic. We also have taken on apprentices from fields such as: advertisement organisation technician and technician/logistician.

- in March 2016 we signed the agreement with President of Suwałki concerning mutual cooperation in order to run joint ventures of both scientific and educational nature. Owing to that cooperation we got engaged into the project 'A good job - a nice life - promotion of vocational training in Podlaskie Voivodeship', under the leadership of Białystok Staff Training Foundation and Suwałki as its partner.
- In 2018 we got involved into another project called 'Suwałki Vocational Competence Centres - a complex model of modernisation of educational system in Suwałki' organised by Regional Operating Program of Podlaskie Voivodeship throughout the years 2014-2020. It aims at forming the competence of participants of vocational training system so as it would always meet needs of both existing and future workplaces and the employment rise.

- we have cooperated with various colleges through offering their students apprenticeships and internships. In particular with Technical University of Białystok and State Higher Vocational School in Suwałki.
- The Chairman of the Supervisory Board - Henryk Owsiejew is a member of the Development Council in the Architecture Faculty in Technical University of Białystok.
- The Chairman of Supervisory Board is also a member of the Conference of Rectors of Academic Schools in Poland, which is the representative organ of academic schools and aims at inspiring and coordination of academic collaboration.
- The President of the Management Board Roman Kaleta is a member of the Business Council at the Mechanical Faculty in Technical University of Białystok.







# ENVIRONMENT PROTECTION

Taking into consideration natural values of the Sudovia, Malow Spółka z o.o. have taken conscious actions regarding organisation and environmental management. These aim at respecting natural environment for sake of future generations. Measures concerning natural environment are coordinated within the frame of system of environmental management in compliance with regulations included in the ISO 14001. We see environmental management as one of the cornerstones of managing the Partnership and we systematically examine the assessment of the appearing environmental aspects. Parameters of significant environmental aspects will be continuously improved through setting appropriate environmental goals.

In order to enhance the impact on the environment we target at:

- eco-friendly post-production waste treatment enabling to segregate, reuse or dispose them properly,
- planning and implementing measures preventing appearance of ecological hazards during emergencies,
- raising awareness of our employees so that they know how much their work affect the environment.





# SPONSORSHIP

When it comes to promoting sport, for many years we have been a sponsor of SUWAŁKI BADMINTON CLUB - SKB LITPOL-MALOW. It is the most professional and organised badminton club across Poland. It has been proved by numerous successes of both team and individual players. Our contestants took part in the Olympic Games in London, Atlanta, Sydney and Beijing. They won several tournaments in Europe and in the whole world, they also took part in tournaments in Switzerland, World Grand Prix in Brunei, Singapore, Germany Open, Holland Open.

- We have also supported football club WIGRY SUWAŁKI - the most popular sports club in our town. Throughout over sixty years of its existence it has discovered and raised a plenty of prominent players and some of them became Polish representatives (Wojciech Kowalewski, Patryk Małecki).
- On 7 May 2019 Malow became the title sponsor of the Master of 1st League in Volleyball MKS ŚLEPSK MALOW SUWAŁKI, which was promoted to the volleyball ekstraklasa - PlusLiga.





# QUALITY & SERVICE

Since 1989, metal furniture manufactured by our company has been the synonym of reliability, creativity and functionality. Our motto is: 'Furniture you can depend on'.

The overarching objective of MALOW Partnership is to fully satisfy our Customers thanks to good quality of our metal furniture, safes and services.

Certificates which we have obtained prove the constant care for high quality of our products.

## MALOW's Certificates:

- certificate of quality management system in accordance with ISO 9001,
- certificate of environmental management system according to ISO 14001,
- hygienic certificates,
- qualification certificates for reaction-to-fire,
- certificates of conformity with Polish regulations,
- NATO Commercial and Government Entity (NCAGE Code)







# TECHNOLOGY, MACHINERY RESOURCES

/Kaizen - 改善/improvement/a change for better/

For over 15 years we have been working according to the Japanese management practice Kaizen - the never-ending process of improvement. The cornerstone of that philosophy is relentless engagement of the whole organisation and the desire to continuously improve quality of the company and products.

Owing to the ongoing investment in production technology Malow belongs to the top of the most innovative companies in Poland. Modern and universal machines for processing and forming metal sheets and metal profiles, new technologies concerning powder coating as well as constant supervision of our own technical staff - they all ensure high quality of our pieces of furniture.

To increase the effectiveness and quality of our products we constantly develop our machinery resources. We work with machines of the acknowledged manufacturers such as Salvagnini, Amanda, Safan etc. Our machinery resources include:

- fibre-optic lasers,
- P4 bending centres,
- guillotine shears,
- stationery and pincer welding machines,
- band sawing machines,
- angle bending machines and edge presses,
- numerically controlled revolver fine cutters,
- eccentric presses of the pressure of up to 100t.

We launched the most innovative automatic line across Europe for production of metal wardrobes. The line comprises 13 production stations and it automizes the following processes: storage, cutting, bending and welding performed by robots. The automatic production line provides high quality of wardrobes produced in our company which is proven by:

- precision - all parts are made with precision of up to 0.25mm,
- automatic bending of closed profiles,
- simultaneous work of 2 robots working at one element.

In 2013 another laser system was purchased - the newest Salvagnini L3 model - a system equipped with automatic inoculant of pallets and a new Salvagnini P4 bending centre equipped with the feeding system and the system of collecting details.

In 2015 with the investment of 65 mln zł we opened a new, the fourth plant (Malow4) including an automatic production line. It is a fully automated plant, where we can achieve the consistency of quality of the highest level.

As we are aware of the value of our own goods, we grant the extended warranty for our products! The period of warrant due to the extended warranty considering faulty goods is 24 months since the purchase date.

In order to ensure the durability of our movable shelving systems we provide minimum 24 months of warranty!



# POWDER COATING COLOURS #GRAPHICS

The process of powder coating is performed in the largest in our country (in terms of the installed painting guns) Automatic Powder Coating Line and uses highest quality powder coat manufactured by the largest global producers.

As standard, our furniture is available in 16 colours from the RAL palette. Obviously, all other colours from the whole RAL palette are also available - once the price is fixed.

Our products are powder coated. Main advantages of powder coat are:

- easy to apply on the surfaces,
- lack of paint runs what is frequent in case of liquid paints,
- wide variety of colours,
- non-flammable - proven by the Classification of reaction-to-fire in compliance with EN13501-1:2007,
- high resistance to exposure of external agents, damage and stains,
- lack of TGIC and heavy metals,
- possibility of contact with food - approved by the hygienic certificate.

A powder coated surface painted is smooth and the powder coat itself is evenly distributed. It allows to clean them with ease. Also, powder coating belongs to the eco-friendliest painting methods, what has a great significance these days. Their composition does not contain solvents, which do not evaporate into the atmosphere after powder coating, protecting the ozone layer of our planet.

How to make an interior look cosy and modern at the same time?

We introduced an option of placing a graphic onto the door by means of the UV print. The UV print guarantees aesthetic appearance, effective duplication of colours and photographic quality of the painting. It is four times more resistant to external conditions than the standard solvent print. Owing to the UV print we can offer our products of a new, original design.

As the only one company in Poland we paint doors with OMBRE effect. These are registered industrial design registered in Patent Office.





# AWARDS

Actions of the company are acknowledged by customers and the market. Malow has been given a lot of awards:

- We are a member of Key National Cluster - Metal-working Cluster.
- Our employees have won competitions in the Greatest Technical Accomplishments and they have been given a title of 'Employee of the year'
- Diamonds to 'the Golden Statuette of Polish Business Leader' awarded by Business Centre Club,
- the title 'the Ambassador of Polish Economy'
- the title 'FirmaDobrzeWidziana' (ENG 'Positively Received Company'),
- Forbes Diamonds,
- 'Pillars of Polish Economy',
- The title 'Superfirma' (ENG 'Superb Company'),
- 'Business Gazelle',



- 'Pearl of Polish Economy',
- European medals for our offer of metal furniture, movable shelving systems, laptop trolleys,
- 'the Leader of Polish Business',
- 'Reliable Company',
- 'Prominent Exporter'.



Winner of the Golden Statuette of Polish Business





# DISTRIBUTION NETWORK

## /DISTRIBUTION/LOGISTICS/BRANDS/

Our goods are delivered to our customers by means of network of about 70 reliable trade dealers across Poland as well as 25 abroad. Moreover, an increasing number of goods produced by Malow are reaching our customers through B2B channels.

Domestic market account for 40% of sales volume and foreign markets for 60%. The company is well-known internationally in all European Union countries, particularly in France, Germany and Scandinavia.





# MALOW OPEN DAYS EXHIBITION

MALOW Open Days is a 1500 sqm exhibition resembling trade fair held M5 hall, where you can get acquainted with our wide range of metal furniture and novelties. It is also a meeting place with customers, for conferences and a training revenue.

The exhibition includes a wide range of furniture, specially office, social, workshop, medical, school furniture and shelving systems. We arranged an exemplary canteen, a medical practice, a modern changing room, a classroom and a soldier room there. We presented movable shelving systems in a few versions: crank or electric driven, as a part of a loft wardrobe, and a modern office. There are also projects combining metal with wood and board. These are suggestions for modern and original apartments.


MALOW Open Days hosts a few accompanying exhibitions:

- works of professor Andrzej Strumiłło – a painter, graphic designer, sculptor, photographer, poet and screen player,
- space devoted to Stanisław Woś- an artistic photographer specialising in landscape photography, painting, drawing and graphics,
- paintings of Dariusz Pakoca – a painter and an architect,
- exhibition „Suwałki in an old photo”,
- Museum of Machines used for metalworking - machines, which 'retired' and which we used at the beginning of metal furniture production. The oldest bending machine dates back to 1946.

Our initiative attracted the attention of local and regional authorities, primary and high schools, colleges, foreign delegations and business organisations.







# FACTS AND FIGURES

Scope of business:

Location:

Activity since:

Employment:

Production plants:

Distribution:

Export:

Production capacity:

Scope of material processing:

A number of orders:

A number of loaded trucks:

metal furniture manufacture  
the North Eastern Poland, Suwałki  
1989

approximately 750

Suwałki (Poland)

Kharkov (Ukraine)

Świnoujście (Poland)

worldwide

above 60%

450 000 pcs. furniture produced per year

1 500 tonnes of sheets per month,

about 690 tonnes of paints per year

above 63 000 pcs. per year

above 5,500 per year

- 2018 figures

Motto:

*Furniture  
you can depend on*

Our strengths:

- quality,
- a wide range of products,
- a professional, comprehensive service,
- experienced technical staff,
- advanced technology park,
- a wide choice of colours,
- certificates,
- diversity of design,
- flexibility - special products.



GPS coordinates

+54° 3' 17.79", +22° 55' 54.06"

(54.054942, 22.931682)





# MULTIFUNCTIONALITY

Our offer, thanks to its versatility, allows to equip offices, banks, doctor's practices, changing rooms, archives of companies, offices, schools, libraries, hospitals, garages, locksmith workshops and many others.

Our products are wherever are people, documents, clothes, tools, which equals EVERYWHERE.

In accordance with the newest interior design trends metal furniture is becoming more and more common. In industrial design and lofts in particular.





## GLAMOUR AREA



## COFFEE TABLE





# TEEN BEDROOM





# 'VISION' SET





# ' MODERN' SET






# 'FUTURE' SET






# PRIVATE OFFICE





# LEISURE ROOM





STUDIO





# LIVING ROOM






# LIBRARY





# RELAXATION ROOM





# TEENAGE BEDROOM





# STUDY ROOM





# ALLERGY SUFFERER'S ROOM





# CHILDREN'S ROOM





# KITCHEN





# SCHOOL CANTEEN





# BATHROOM





# ATELIER






# CLASSIFIED INFORMATION REGISTRY





# HUNTING LODGE





# READING ROOM





# LIBRARY





# OFFICE





# SOLDIER'S ROOM





# SKI RENTAL





# METAL FURNITURE

## TABLE OF CONTENTS

- experience:  
„we know all about steel“



Office furniture

86



Social furniture

146



Medical furniture

248



Workshop furniture

272



Movable shelving systems

332





# OFFICE FURNITURE

*Furniture  
you can depend on*





# OFFICE FURNITURE

## TABLE OF CONTENTS


Cabinets with wing doors	90
Cabinets with retractable doors	96
Cabinets with shutter doors	98
Cabinets with sliding doors	102
Cabinets without doors	104
Accessories	106
SKB cabinets for documents and files	110
SKB filing cabinets	112
SZK filing cabinets	114
Furniture sets	118
SZK filing cabinets	120
SCD Cabinets for CDs	122
SAM W Reinforced cabinets for documents	124
SRM Drawing cabinets	126
E-class classroom furnishing	128
RMB Library racks	130
Office desks	132
Desk connectors	134
Mobile pedestals	136
Height adjustable desk	138
Accessories	140
Table tops	142
STK Coffee tables	
SKA1 lockers	144

Metal office furniture allows for modern, functional and practical equipment of a workplace. Metal optimally meets requirements in terms of design, quality, functionality and durability. Comfort, functionality, ergonomics - these are the features of metal office furniture which customers value most. In case of individual needs, we can offer a wide range of solutions, customised according to your expectations.

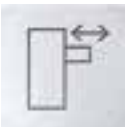
- Our offer of office furniture includes:
- Filing cabinets with wing, shutter, retractable or sliding doors,
  - Cabinets with wardrobe and filing compartment,
  - Cabinets with lockable compartments,
  - Shelving racks for documents,
  - Reinforced cabinets for documents,
  - Filing cabinets,
  - Drawing cabinets,
  - Library racks,
  - Desks,
  - Tables.



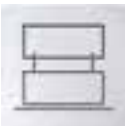
Hanging file sizes



File sizes



Drawer on full extension ball bearing slides



Stackable



Anti-tilt system



Binder



Centre lock



CD-ROM



Height adjustable feet



Possibility of hanging clothes



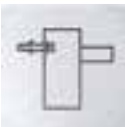
Fire protection



For self-assembly



Height-adjustable shelves



Possibility of mounting in a wall



On wheels



Shelves adjusted to hanging files



Shelf load capacity up to 25 kg



Shelf load capacity up to 40 kg



Shelf load capacity up to 60 kg



Shelf load capacity up to 80kg



Non-combustible



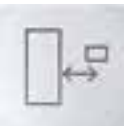
Drawer load capacity up to 30 kg



Drawer load capacity up to 40 kg



Drawer load capacity up to 50 kg



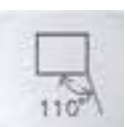
Possibility of removing drawers



Elements for levelling



180° door swing angle



110° door swing angle



Sliders



Cabinets for storing GDPR documents



Levelling feet



# OFFICE FURNITURE

## CABINETS WITH WING DOORS

Filing cabinets with wing doors are the most popular and the most frequently chosen office cabinets. In addition, their competitive prices make them one of our top sellers. Office cabinets are of comprehensive use thanks to a wide variety of possibilities of their internal equipment.

■ Cabinet's standard equipment include shelves that can be used with hanging files, adjustable every 25 mm:

- small cabinets – Sbm 101, 102, 103, 107 - 2 adjustable shelves,
- high cabinets – Sbm 201, 202, 203, 212 – 4 adjustable shelves.

■ Standard shelf's load capacity – up to 60 kg.

### STANDARD EQUIPMENT:

- 2-point locking door handle (top and bottom of the door),
- shelves adjustable every 25 mm,
- shelves adapted to be used with hanging files,
- sliders placed at the bottom for easy rearrangement.

### ACCESSORIES:

- extendable shelf,
- full drawers,
- frame drawers.

### AVAILABLE OPTIONS:

- cabinet with wardrobe compartment,
- with storage compartment,
- top cabinets,
- various prices.



door handle with  
2-point lock



adjustable shelves



max. shelf load  
capacity up to 60 kg



variety of cabinets



storage compartment  
available



top cabinets available





# OFFICE FURNITURE

## CABINETS WITH WING DOORS

■ The doors of cabinets attached to the body with pivot hinges. Door handle with 2-point lock (top and bottom of doors).

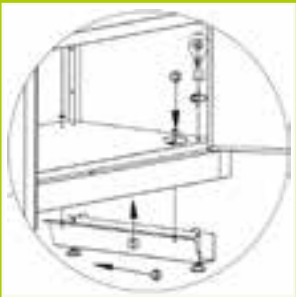
### ADVANTAGES OF THE CABINETS:

- versatile standard equipment,
- 16 colours at no extra charge,
- a wide variety of dimensions and accessories,
- shelves adjustable every 25 mm,
- shelves adapted to be used with hanging files,
- a variety of cabinets,
- various prices,
- sliders for easy rearrangement of cabinets,
- levelling feet - optional.

■ Cabinets meet the requirements of storing documents imposed by GDPR.



### ADVANTAGES OF CABINETS



Levelling feet  
- adjustment method



versatile standard  
equipment



16 colours  
at no extra charge



variety of dimensions and  
accessories



GDPR compliant



sliders



levelling feet inside  
cabinets - optional




# OFFICE FURNITURE

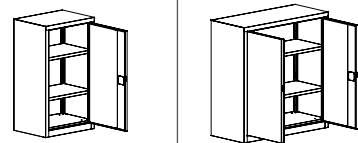
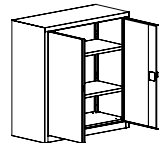
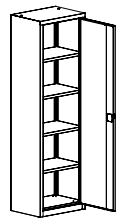
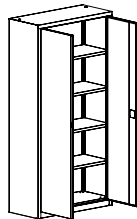
## CABINETS WITH WING DOORS

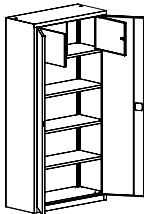
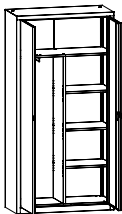
There is a wide range of top cabinets. The width of top cabinets responds to the width of the cabinets.

- Top cabinets available:
  - 465 mm high – for 2 low rows of documents,
  - 800 mm high – for 2 rows of binders.
- There is one adjustable shelf in top cabinets.



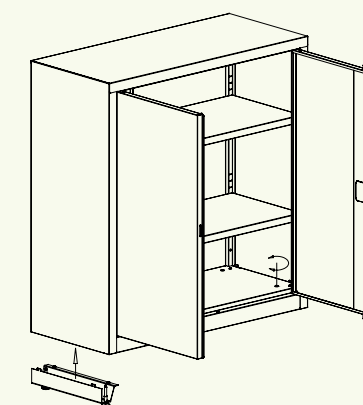
### TECHNICAL SPECIFICATION

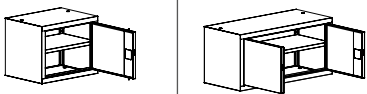
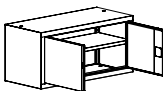
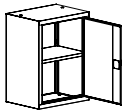
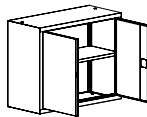
								
Name	SBM 101 M	SBM 102 M	SBM 103 M	SBM 107 M	SBM 201 M	SBM 202 M	SBM 203 M	SBM 212 M
Code	SBM 01022203	SBM 02022303	SBM 03022303	SBM 04022303	SBM 01032204	SBM 02032304	SBM 03032304	SBM 04032304
Height (mm)	1040		1040		1990			
Width (mm)	600	800	1000	1200	600	800	1000	1200
Depth (mm)	435		435					
Cabinet capacity	2 rows of binders		2 rows of binders		5 rows of binders			
Number of shelves	2		2		4			

					
Name	SBM 204 M		SBM 213 M		
Code	SBM 03032305		SBM 04032305		
Height (mm)	1990				
Width (mm)	1000		1200		
Depth (mm)	435				
Cabinet capacity	4 rows of binders + lockable compartment				
Number of shelves	3				

SBM 206 M		SBM 215 M	
SBM 03032306		SBM 04032306	
1990			
1000		1200	
435			
1 row of binders + 4 in a half			
4 shelves + wardrobe compartment			

Cabinets can be equipped with levelling feet (extra charge). They can be attached to the bottom of the cabinet and adjusted from the inside.



									
	Name	SBM 401 M	SBM 402 M	SBM 403 M	SBM 405 M	SBM 801 M	SBM 802 M	SBM 803 M	SBM 804 M
	Code	SBM 01012202	SBM 02012302	SBM 03012302	SBM 04012302	SBM 01122202	SBM 02122302	SBM 03122302	SBM 04122302
	Height (mm)	465		465		800			
	Width (mm)	600	800	1000	1200	600	800	1000	1200
	Depth (mm)	435		435					
	Cabinet capacity	2 low rows		2 low rows		2 rows of binders			
Number of shelves	1		1		1				



# OFFICE FURNITURE

## CABINETS WITH RETRACTABLE DOORS

Office cabinet with retractable doors significantly reduces the space necessary to open the cabinet. The doors slide into the sides of the cabinet.

**STANDARD EQUIPMENT:**

- 2-point locking door handle (top and bottom of the door),
- shelves adapted to be used with hanging files,
- sliders for easy rearrangement of cabinets,
- Sbm 210 - 4 shelves adjustable every 25 mm,
- Sbm 211 - a double-door storage compartment, welded, lockable with 1-point cylinder lock, 3 shelves adjustable every 25 mm.

**ACCESSORIES:**

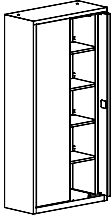
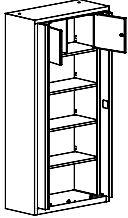
- extendable shelves,
- full drawers,
- frame drawers.

■ Maximum load capacity of extendable shelf, frame drawer and full drawer in a cabinet with retractable doors is 30 kg.

■ Cabinets meet the requirements of storing documents imposed by GDPR.



### TECHNICAL SPECIFICATION

		
Name	SBM 210 M	SBM 211 M
Code	SBMC 03032804	SBMC 03032805
Height (mm)	1990	
Width (mm)	1000	
Depth (mm)	435	
Cabinet capacity	5 rows of binders	4 rows of binders + lockable compartment
Number of shelves	4	3





# OFFICE FURNITURE

## CABINETS WITH SHUTTER DOORS

Office cabinets thanks to elegant, silent and lightly sliding shutter doors are very popular in offices. Their functionality and a wide range of additional equipment ensure high flexibility in interior design.

- Shutter doors are made from plastic slats, with latch lock with 2 keys.
- Maximum shelf load capacity is up to 60 kg.



### TECHNICAL SPECIFICATION

Name	SBM 105 M	SBM 109 M		SBM 208 M	SBM 217 M	SBM 218 M	SBM 219 M	top cabinet SBM 404 M	top cabinet SBM 406 M
Code	SBMZ 03021703	SBMZ 04021703		SBMZ 03031704	SBMZ 04031704	SBMZ 03031706	SBMZ 04031706	SBMZ 03011702	SBMZ 04011702
Height (mm)	1040			1990				465	
Width (mm)	1000	1200		1000	1200	1000	1200	1000	1200
Depth (mm)	435			435					
Cabinet capacity	2 rows of binders			5 rows of binders		1 row of binders + 4 in a half		2 low rows	
Number of shelves	2			4		4 shelves + wardrobe compartment		1	



# OFFICE FURNITURE

## CABINETS WITH SHUTTER DOORS

### STANDARD



Grey



Cream



Black

### AT EXTRA CHARGE



White



Silver



Beech

### STANDARD EQUIPMENT:

- shelves adapted to be used with hanging files,
- sliders for easy rearrangement of cabinets,
- **Sbm 208, 217, 218, 219** – 4 shelves adjustable every 25 mm,
- **Sbm 105, 109** – 2 shelves adjustable every 25 mm,
- **Sbm 701** – 2 shelves,
- **Sbm 404, 406** – 1 shelf.

### ACCESSORIES:

- extendable shelves,
- full drawers,
- frame drawers.

■ Maximum load capacity of extendable shelf, full drawer and frame drawer in cabinets with shutter doors is 30 kg.





# OFFICE FURNITURE

## CABINETS WITH SLIDING DOORS

Office cabinets with sliding doors do not require any additional space to open. Their aesthetic value and reliability are appreciated by their users.

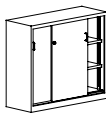
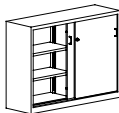
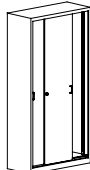
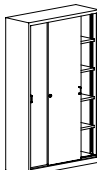
**STANDARD EQUIPMENT:**

- **Sbm 222, 220, 221 cabinets** – 4 shelves adjustable every 25 mm,
- **Sbm 112, 110, 111 cabinets** – 2 shelves adjustable every 25 mm,
- doors with a cylinder lock and a door handle,
- shelves adapted to be used with hanging files,
- sliders for easy rearrangement of cabinets.

■ Cabinets meet the requirements of storing documents imposed by GDPR.



### TECHNICAL SPECIFICATION

							
Name	SBM 112	SBM 110		SBM 111	SBM 222	SBM 220	SBM 221
Code	SBMP 03020803	SBMP 4020803		SBMP 05020804	SBMP 03030804	SBMP 04030804	SBMP 05030820
Height (mm)	1040			1040	1990		
Width (mm)	1000	1200		1400	1000	1200	1400
Depth (mm)	435			435			
Cabinet capacity	2 rows of binders			2 rows of binders	5 rows of binders		
Number of shelves	2			4 (2 shelves on each side of the partition wall)	4		8 (4 shelves on each side of the partition wall)



OFFICE  
FURNITURE

CABINETS WITHOUT DOORS

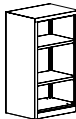
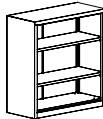
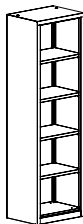
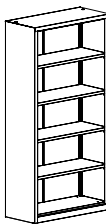
Cabinets without doors are very practical and popular in various types of offices. They combine strength of metal office cabinets and easy access to stored documents.

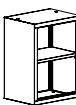
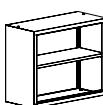

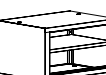
STANDARD EQUIPMENT:

- shelves adapted to be used with hanging files,
- sliders for easy rearrangement of cabinets,
- low cabinets - **RZ 101, 102, 103, 107** – 2 shelves adjustable every 25 mm,
- high cabinets - **RZ 201, 202, 203, 212** – 4 shelves adjustable every 25 mm.



TECHNICAL SPECIFICATION

									
Name	RZ 101 lx	RZ 102 lx		RZ 103 lx	RZ 107 lx	RZ 201 lx	RZ 202 lx	RZ 203 lx	RZ 212 lx
Code	SBM 01022903	SBM 02022903		SBM 03022903	SBM 04022903	SBM 01032904	SBM 02032904	SBM 03032904	SBM 04032904
Height (mm)	1040			1040		1990			
Width (mm)	600	800		100	1200	600	800	1000	1200
Depth (mm)	435			435					
Cabinet capacity	2 rows of binders			2 rows of binders		5 rows of binders			
Number of shelves	2		2		4				

Top cabinets									
Name	RZ 801 lx	RZ 802 lx		RZ 803 lx	RZ 804 lx	RZ 401 lx	RZ 402 lx	RZ 403 lx	RZ 405 lx
Code	SBM 01122902	SBM 02122902		SBM 03122902	SBM 04122902	SBM 01012902	SBM 02012902	SBM 03012902	SBM 04012902
Height (mm)	800			800		465			
Width (mm)	600	800		1000	1200	600	800	1000	1200
Depth (mm)	435			435					
Cabinet capacity	2 rows of binders			2 rows of binders		2 low rows			
Number of shelves	1		1						



OFFICE  
FURNITURE

ACCESSORIES

- Maximum shelf load capacity - up to 60 kg.
- ACCESSORIES:
- additional shelf,
  - extendable shelf, full drawer, frame drawer - adjustable every 25 mm, mounted on full extension ball bearing slides,
  - shelves adapted to be used with hanging files.
- There are also additional tops for office cabinets available (for the range of tops see page 142).



shelf for hanging files



full shelf



extendable shelf



extendable full drawer



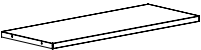
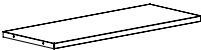
extendable frame drawer  
for hanging files

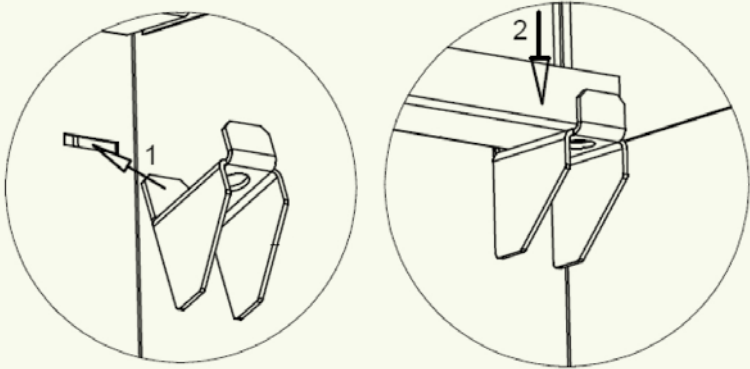


levelling feet

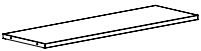
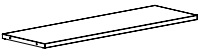


TECHNICAL SPECIFICATION

Shelf				
	60 kg shelf		60 kg shelf	
	Name			
	Code	XSBM 18600101	XSBM 18640101	
	Height (mm)	28		
	Width (mm)	594	794	
	Depth (mm)	385		
	60 kg shelf		60 kg shelf	
	Name			
	Code	XSBM 18680101	XSBM 18720101	
	Height (mm)	28		
	Width (mm)	994	1194	
	Depth (mm)	385		
	Applicable to	SBM 101 M	SBM 102 M	
	60 kg shelf		60 kg shelf	
	Name			
	Code	XSBM 18680101	XSBM 18720101	
	Height (mm)	28		
	Width (mm)	994	1194	
	Depth (mm)	385		
	Applicable to	SBM 103 M	SBM 107 M	



The installation of shelf support.

Shelf for cabinets with retractable and shutter doors				
	Shelf		Shelf	
	Name			
	Code	XSBMZ 11200601	XSBMZ 11210601	
	Height (mm)	23		
	Width (mm)	847	1047	
	Depth (mm)	385		
	Shelf		Shelf	
	Name			
	Code	XSBMZ 11190601		
	Height (mm)	23		
	Width (mm)	647		
	Depth (mm)	385		
	Applicable to	SBM 105 M /208 M/210 M	SBM 109 M	SBM 701

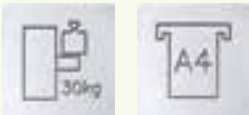


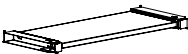
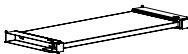
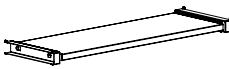





# OFFICE FURNITURE




## ACCESSORIES

- The following parts allow to adapt each cabinet to individual needs of their users.
- Maximum load capacity of extendable shelf, full drawer and frame drawer in cabinets with shutter doors - 30 kg.



Extendable shelf				
Name	for cabinets with wing doors		for cabinets with wing doors	for cabinets with shutter/retractable doors
Code	XSBM 19761701	XSBM 19801701	XSBM 19841701	XSBMZ 12330701
Height (mm)	52		52	
Width (mm)	424	624	824	1024
Depth (mm)	370		370	
Applicable to	SBM 101 M	SBM 102 M	SBM 103 M	SBM 107 M

Frame drawer				
Name	for cabinets with wing doors		for cabinets with wing doors	for cabinets with shutter/retractable doors
Code	XSBM 21920301	XSBM 21960301	XSBM 21A10301	XSBMZ 14570301
Height (mm)	95		95	
Width (mm)	424	624	824	1024
Depth (mm)	358		358	
Applicable to	SBM 101 M	SBM 102 M	SBM 103 M	SBM 107 M

Full drawer				
Name	for cabinets with wing doors		for cabinets with wing doors	for cabinets with shutter/retractable doors
Code	XSBM 20761801	XSBM 20801801	XSBM 20841801	XSBMZ 13450801
Height (mm)	102		102	
Width (mm)	424	624	824	1024
Depth (mm)	370		370	
Applicable to	SBM 101 M	SBM 102 M	SBM 103 M	SBM 107 M





# OFFICE FURNITURE

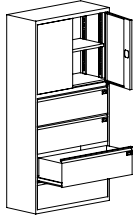
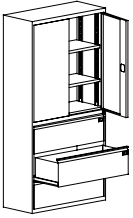
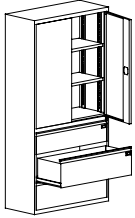
## SKB CABINETS FOR DOCUMENTS AND FILES

Cabinet for documents and files is a very practical combination of a cabinet with drawers and a filing cabinet for binders and other documents.

- Drawers installed on double extension ball bearing slides, protected from falling out.
- Furniture equipped with a special mechanism allowing to open only one drawer at a time.
- Drawers equipped with a central locking mechanism.
- Maximum shelf load capacity ca. 40 kg.
- Door handle is equipped with 2-point lock (top and bottom of the doors).
- In the part designed for documents shelves are adjustable every 25 mm.
- Cabinets meet the requirements of storing documents imposed by GDPR.



### TECHNICAL SPECIFICATION

				
Name	Skb 1		Skb 2	Skb 3
Code	SKB 01010201		SKB 01010202	SKB 01010203
Height (mm)	1990		1990	
Width (mm)	1000		1000	100
Depth (mm)	435		435	
Cabinet capacity	4 shelves for A4 size hanging files, hanging horizontally		3 shelves for A4 size hanging files, hanging horizontally	2 shelves for A4 size hanging files, hanging horizontally + 1x 218 mm high drawer
Number of shelves	1 shelf at the height of 2 full rows of binders		2 shelves at the height of 2 full rows of binders + 1 lower shelf	2 shelves - at the height of 3 full rows of binders



# OFFICE FURNITURE

## SKB FILING CABINETS

- Filing cabinets are 435 mm deep.
- Filing cabinets are adapted to be used with A4 size hanging files.
- The depth of cabinets is adjusted to depth of Sbm filing cabinets (435 mm) to create consistent arrangement of an office.
- There are also additional tops for office cabinets available (for the range of tops see page 142).
- Cabinets meet the requirements of storing documents imposed by GDPR.



### TECHNICAL SPECIFICATION

SKB filing cabinets 435 mm deep		
Name	Skb 210	Skb 310
Code	SKB 0101020200S25	SKB 0101020100S15
Height (mm)	940	1225
Width (mm)	1000	1000
Depth (mm)	435	435
Internal dimensions of drawer (mm)	244 (front 280) x 918 x 330	244 (front 280) x 918 x 330
Number of shelves	3	4
Size	A4	A4



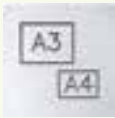


# OFFICE FURNITURE

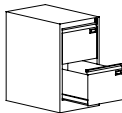
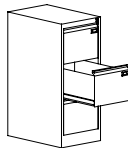
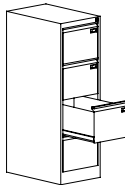
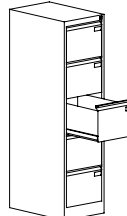
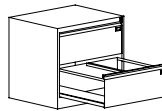
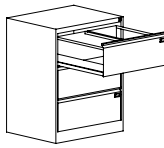
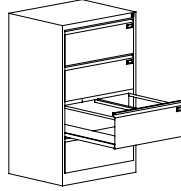
## SZK FILING CABINETS

Metal filing cabinets are aesthetic, functional, solid and most importantly, they allow to maintain perfect order in documents and files. Documents in various sizes may be stored in our cabinets - from standard sizes like A5 or B5 to A3 to other more unusual sizes.

- Drawers are installed on double extension ball bearing slides, protected from falling out.
- Cabinets are equipped with a special mechanism allowing to open only one drawer at a time, which prevents the cabinet from tipping over.
- Central locking mechanism of drawers.
- Maximum drawer load capacity is up to 50 kg.
- We offer self-adhesive cardholders corresponding to the number of drawers.
- Chock for levelling the cabinet included.
- Cabinets meet the requirements of storing documents imposed by GDPR.



### TECHNICAL SPECIFICATION

								
Name	Szk 101	Szk 201		Szk 301	Szk 301/5	Szk 102	Szk 202	Szk 302
Code	SZK 01010101	SZK 01020201		SZK 01030301	SZK 01140401	SZK 02010801	SZK 02020901	SZK 02031001
Height (mm)	715	1000		1285	1568	715	1000	1285
Width (mm)	415			415		775		
Depth (mm)	630			630				
Number of shelves	2	3		4	5	2	3	4
Number of rows in a drawer	1			1		2		
Internal dimensions of drawer (mm)	Height x width x depth 244 (front 280) x 330 x 585		Height x width x depth 244 (front 280) x 330 x 585		Height x width x depth 244 (front 280) x 690 x 585			
Size	A4		A4					



# OFFICE FURNITURE

## SZK FILING CABINETS

### ■ Accessories - available at extra charge:


- supports for drawers,
- tops (for the range of tops see page 142),
- levelling feet.

■ Cabinets meet the requirements of storing documents imposed by GDPR.

## LEVELLING FEET

Cabinets can be additionally equipped with levelling feet (at extra charge).

- The feet are made of plastic.
- 15 mm adjustment range.
- The feet increase the total height of a cabinet by 10 mm (when adjustment thread is completely screwed in).
- The feet adjusted from the outside.



Name	Szk 103	Szk 203	Szk 303
Code	SZK 02011402	SZK 02021502	Szk 322
Height (mm)	715	1000	Szk 324
Width (mm)	775		1285
Depth (mm)	630		775
Number of shelves	4	6	520
Number of rows in a drawer	4		470
Internal dimensions of drawer (mm)	Height x width x depth 100 (front 137) x 690 x 585		630
Size	A6		8
			6
			8
			4
			5
			Height x width x depth 100 (front 137) x 690 x 585
			Height x width x depth 105 (front 223) x 432 x 585
			Height x width x depth 95 (front 137) x 382 x 585
			A6
			180 x 105 mm
			130 x 72 mm

Name	Szk 104	Szk 204	Szk 306
Code	SZK 04010501	SZK 04020601	Szk 3A3
Height (mm)	715	1000	Szk 114
Width (mm)	481		Szk 115
Depth (mm)	630		SZK 04030701
Number of shelves	2	3	SZK 05161701
Number of rows in a drawer	1		SZK 06012302
Internal dimensions of drawer (mm)	Height x width x depth 244 (front 280) x 398 x 585		SZK 06012602
Size	Din A4, Folio, Grand Folio		1285
			715
			481
			535
			520
			630
			4
			3
			3
			3
			1
			2
			4
			Height x width x depth 244 (front 280) x 398 x 585
			Height x width x depth 330 (front 365) x 450 x 585
			Height x width x depth 105 (front 185) x 432 x 585
			Height x width x depth 105 (front 185) x 432 x 585
			Din A4, Folio, Grand Folio
			A3
			180 x 213 mm
			180 x 105 mm

Name	Szk 117	Szk 215	Szk 319
Code	SZK 07013102	SZK 07023202	Szk 320
Height (mm)	715	1000	Szk 321
Width (mm)	470		SZK 09032202
Depth (mm)	630		SZK 06032502
Number of shelves	4	6	SZK 06032402
Number of rows in a drawer	5		1285
Internal dimensions of drawer (mm)	Height x width x depth 95 (front 137) x 382 x 585		610
Size	103 x 72 mm		520
			630
			5
			6
			3
			2
			Height x width x depth 150 (front 223) x 522 x 585
			Height x width x depth 150 (front 223) x 432 x 585
			Height x width x depth 105 (front 223) x 432 x 585
			215 x 170 mm
			215 x 213 mm
			180 x 213 mm



# OFFICE FURNITURE

## FURNITURE SETS

We present a few suggestions which depict how our metal furniture can be put together. Such solutions guarantee perfect managing of space and maximising storage space.

Examples are as follows:

- filing cabinets with cabinets for documents with sliding doors as top cabinets,
- office cabinets with top cabinets - filing cabinets with wing and shutter doors + top filing cabinets.

■ Cabinets meet the requirements of storing documents imposed by GDPR.

IMPORTANT: Furniture sets require fixing to each other and securing against displacement.



Wardrobe cabinet (including bars for coat hangers).



### TECHNICAL SPECIFICATION

Name	~Sbm 112 spec.		~Sbm 112 spec.	Szk 301 spec.
Code	SBM 0302080300M81		SBM 0302080300M82	SZK 01020202
Height (mm)	1200		1200	1285
Width (mm)	1000		900	415
Depth (mm)	435		435	630

Name	~Sbm 208M spec.	~Sbm 203M spec.		~Sbm 206M spec.	~Sbm 803M spec.
Code	SBMZ 0303170400M80	SBM 0203230400F97		SBM 0303230600M79	SBM 0212230200F98
Height (mm)	1990			1990	800
Width (mm)	900			900	
Depth (mm)	435			435	



The furniture set includes following cabinets fixed together:

- at the bottom- 7 Szk 301 filing cabinets (width 415 mm),
- at the top- 2 office cabinets with sliding doors (width 1000 mm) and inside 1 office cabinet with sliding doors (width 905 mm).

Total height – 2485 mm.  
Total width – 2905 mm.

The furniture set includes a shutter cabinet fixed with a filing cabinet and a top cabinet.  
Total height – 2790 mm.

The furniture set includes a high filing cabinet and a top cabinet. The high cabinet may also be in a wardrobe version (with bars for coat hangers).  
Total height - 2790 mm.



OFFICE  
FURNITURE

SZK FILING CABINETS

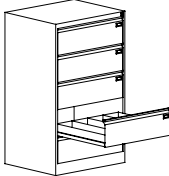
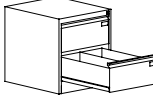
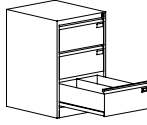
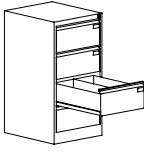
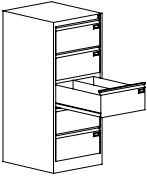
■ Very popular filing cabinets for A5 size (horizontally and vertically), B5 size (horizontally). A wide range of heights allows to adapt cabinet to every room and various needs.

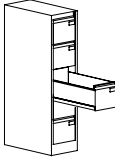
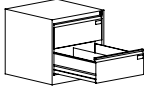
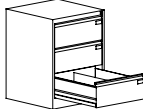
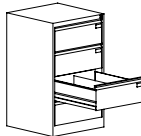
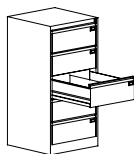
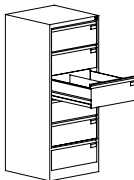
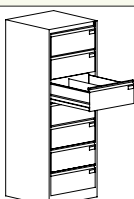
- ACCESSORIES:
- supports for drawers,
  - tops (for the range of tops see page 142),
  - levelling feet.

■ Cabinets meet the requirements of storing documents imposed by GDPR.



TECHNICAL SPECIFICATION

						
Name	Szk 305		Szk 304/2	Szk 304/3	Szk 304/4	Szk 304
Code	SZK 02031302		SZK 03063402	SZK 03073502	SZK 03083602	SZK 03031102
Height (mm)	1285		605	830	1060	1285
Width (mm)	775		545			
Depth (mm)	630		630			
Number of shelves	5		2	3	4	5
Number of rows in a drawer	4		2			
Internal dimensions of drawer (mm)	Height x width x depth 100 (front 223) x 690 x 585		Height x width x depth 187 (front 223) x 460 x 585			
Size	A5 vertically		A5 horizontally			

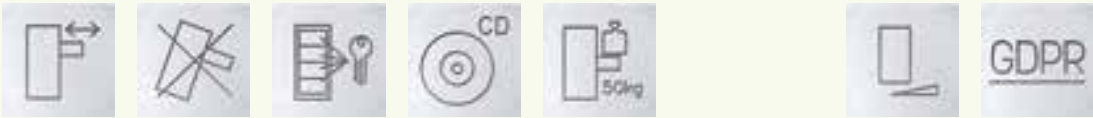
								
Name	Szk 318/1/5	Szk 318/2		Szk 318/3	Szk 318/4	Szk 318	Szk 318/6	Szk 318/7
Code	SZK 11035002	SZK 09064502		SZK 09074602	SZK 09084702	SZK 09032102	SZK 09134802	SZK 09154902
Height (mm)	1285	605		830	1060	1285	1510	1740
Width (mm)	345	610		610				
Depth (mm)	630			630				
Number of shelves	5	2		3	4	5	6	7
Number of rows in a drawer	1	2		2				
Internal dimensions of drawer (mm)	Height x width x depth 150 (front 223) x 262 x 585			Height x width x depth 150 (front 223) x 522 x 585				
Size	B5 horizontally			B5 horizontally				



OFFICE  
FURNITURE

SCD CABINETS FOR CDS

- These cabinets are dedicated to store CDs.
- Each drawer can store 3 rows of CDs, 22 CDs per one. Inserts are mobile.
  - Each drawer can be described using self-adhesive cardholder.
  - Full extension of drawer ensures easy access to all CDs.
  - Central lock blocks all drawers.
  - Drawers are installed on double extension ball bearing slides, protected from falling out.
  - Top as a standard equipment. For the range of tops see page 142.



TECHNICAL SPECIFICATION


Name	Scd 33		Scd 35	Scd 37
Code	SZK 08041802		SZK 08051902	SZK 08032002
Height (mm)	630		956	1285
Width (mm)	505		505	505
Depth (mm)	565		565	565
Number of shelves	3		5	7
Number of rows in a drawer	3		3	3
Internal dimensions of drawer (mm)	Height x width x depth 155 x 505		Height x width x depth 155 x 505	
Number of stored CDs	3 rows x 22 x 3 drawers= 198 CDs		3 rows x 22 x 5 drawers = 330 CDs	3 rows x 22 x 7 drawers = 462 CDs




# OFFICE FURNITURE

## SAM W REINFORCED CABINETS FOR DOCUMENTS

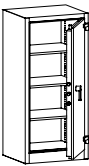
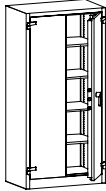
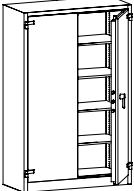
- The cabinet is filled with fireproof mineral wool – ideal for storing important documents.
- The cabinet has filling protecting from fire.
- Doors are bolted – secured with certified lock in 'A' class.
- For Sam W cabinets we offer - on request:
  - a lockable compartment,
  - an extendable shelf,
  - a frame drawer.
- It is also possible to anchor the cabinet to the floor, or to install a combination lock.
- Cabinets meet the requirements of storing documents imposed by GDPR.



fire protective  
filling



### TECHNICAL SPECIFICATION

				
Name	Sam W 1a		Sam W 2a	Sam W 3a
Code	SAMW 01010102		SAMW 02020203	SAMW 03020203
Height (mm)	1500		1950	
Width (mm)	700		950	1260
Depth (mm)	550		550	
Cabinet capacity	4 rows of binders		5 rows of binders	5 rows of binders
Number of shelves	3		4	4





OFFICE  
FURNITURE

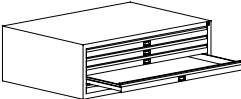
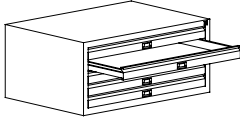
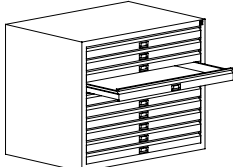

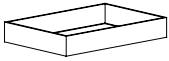
SRM CABINETS  
FOR DRAWINGS

Cabinets for drawings, maps, printing plates and technical documentation ensure safe, practical and organized storage of those materials. Cabinets are designed for A0/ A1 sizes.

- On special request (at extra charge) drawers may be divided (with additional partitions) into various sizes – from A4 to A1.
- Maximum drawer load capacity is around 40 kg.
- Drawers are mounted on extension ball bearing slides secured against falling out.
- Cylinder lock blocks all drawers.
- Cabinets may be placed directly on the floor or on a base.



TECHNICAL SPECIFICATION

						
Name	Srm 100		Srm 101	Srm 201	Base for Srm 100 cabinet	Base for Srm 101, Srm201 cabinet
Code	SRM 02010102		SRM 01010102	SRM 01020102	CSRM 0201	CSRM 0101
Height (mm)	425		425	770	140	
Width (mm)	1315		970		1290	945
Depth (mm)	920		670		895	645
Internal dimensions of drawer (mm)	Height x width x depth 45 x 1235 x 895		Height x width x depth 45 x 890 x 630		-	
Number of shelves	5		5	10	-	
Size	A0		A1		A0	A1



# OFFICE FURNITURE

## CLASSROOM FURNISHING E-CLASS

### SBMK CABINETS TO SORT AND STORE DOCUMENTS

Cabinets designed for storing and sorting documents, mail etc. They are perfectly suitable for places such as reading rooms or staffrooms, e.g. to store registers.

- The cabinets are equipped with adjustable shelves.
- The SbmK 1 cabinet is additionally equipped with an extendable desk and a locked compartment.

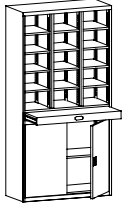
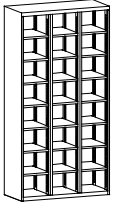
### E-CLASS

We offer complex furnishing of modern multimedia class-rooms. Our offer includes: laptop and tablet lockers and trolleys, modern desks, lockers with compartments for books and school supplies, filing cabinets.

For the range of laptop and tablet trolleys see pages 214-217.



### TECHNICAL SPECIFICATION

			
Name	SbmK1		SbmK2
Code	SBMK 01010202		SBMK 01010101
Height (mm)	1990		1990
Width (mm)	1000		1000
Depth (mm)	435		435
Number of shelves	12		21

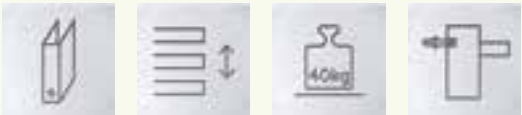




# OFFICE FURNITURE

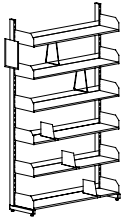
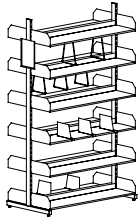
## RMB LIBRARY RACKS

- Library racks - perfect for a reading room.
- Racks equipped with partitions and supports for books, press and other documents with a label on each module.
- The body of rack is made of closed profile.
- Adjustable feet.
- Shelves are adjustable every 50 mm.
- Racks are single-sided and double-sided.



### TECHNICAL SPECIFICATION



			
Name	Rmb 1		Rmb 2
Code	RMB 0101010101		RMB 0101010201
Height (mm)	2060		2060
Width (mm)	1030		1030
Depth (mm)	310		560
Number of shelves	6		12 (6 on each side)
Equipment	partitions - 12 book supports - 6		partitions - 24 book supports - 12





OFFICE  
FURNITURE

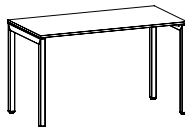
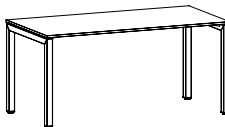
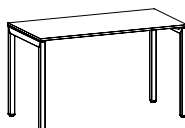
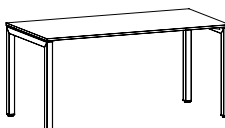
OFFICE DESKS

Thanks to their minimalistic form and timeless design STB COMFORT desks match all interiors.

- Desks are based on solid 50 x 50 mm square profile legs.
- Desk legs are equipped with levelling feet.
- Desks are equipped with cable ducts that allow to store cables or a power bar in an aesthetic way.
- Table tops are made of top-quality 18 mm thick melamine covered board. For the choice of colours - see page 142.
- Office desks are delivered in parts for easy self-assembly.



TECHNICAL SPECIFICATION

						
Name	Stb 1060		Stb 1260	Stb 1460	Stb 1660	Stb 1860
Code	MST 0101010101		MST 0201010101	MST 0301010101	MST 0401010101	MST 0501010101
Height (mm)	745÷770		745÷770			
Width (mm)	1000		1200	1400	1600	1800
Depth (mm)	600		600			
						
Name	Stb 1080		Stb 1280	Stb 1480	Stb 1680	Stb 1880
Code	MST 0601010101		MST 0701010101	MST 0801010101	MST 0901010101	MST 1001010101
Height (mm)	745÷770		745÷770			
Width (mm)	1000		1200	1400	1600	1800
Depth (mm)	800		800			



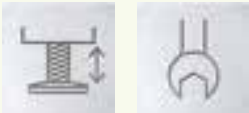
# OFFICE FURNITURE

## DESK CONNECTORS

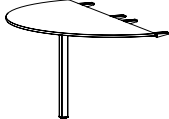
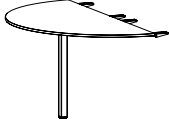
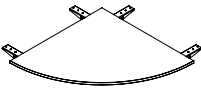
- Available options of desks equipment:
- perforated front cover,
  - desks connectors,
  - accessories: vertical cable duct, cable duct.
- Desk connectors configuration:
- half-round connector,
  - quarter-round connector.



- To improve user's convenience it is possible to order front covers. These covers allow to hide from view things that are under the desk and to separate legs of interlocutors.
- Front covers are made of powder coated metal sheet.
- Holes in the cover are laser cut, what aesthetically distinguishes them from other metal covers.
- Thanks to desk connectors it is possible to adjust desk arrangement depending on space and shape of a room.

For the choice of colours see page 142.



### TECHNICAL SPECIFICATION

					
Name	60 half round connector	80 half round connector		60 quarter round connector	80 quarter round connector
Code	XMST 02060202	XMST 02070202		XMST 03080202	XMST 03090202
Height (mm)	745÷770	745÷770			
Width (mm)	1200	1600		600	800
Depth (mm)	600	800		600	800

					
Name	10 front cover	12 front cover	14 front cover	16 front cover	18 front cover
Code	XMST 01010101	XMST 01020101	XMST 01030101	XMST 01040101	XMST 01050101
Height (mm)	330	330			
Width (mm)	846	1046	1246	1446	1646



# OFFICE FURNITURE

## SZP MOBILE PEDESTALS

Mobile pedestals of proved quality allow for practical furnishing of office space. Thanks to use of the highest quality steel, SZP mobile pedestals are extremely durable and stable.

■ Ball bearings slides provide smooth and simple extension of drawers.

■ SZP mobile pedestals are equipped with central locking system which opens and closes all drawers at the same time.

■ There are 2 versions of mobile pedestals available:  
- lower ones (520 mm high),  
- higher ones (663 mm high) allowing to use the space under the desk to the maximum extent.

■ We offer two types of mobile pedestals: with 2 and 3 drawers.

■ Pedestals equipped with 4 swivel wheels, including 2 wheels with brakes.

■ They are covered with melamine top. For the choice of colours see page 142.

■ Drawers are mounted on full extension ball bearing slides - 40 kg load capacity.

■ Size of a drawer: 330 x 420 mm.



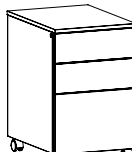

■ Pedestals with a central lock placed on the right side of a pedestal.

### OPTIONAL ACCESSORIES:

- plastic pencil box as an insert,
- fronts of the drawers made of melamine covered board.



### TECHNICAL SPECIFICATION

					
Name	Szp 520		Szp 530	Szp 630	Szp 640
Code	MSZP 0101010101		MSZP 0101020101	MSZP 0102030101	MSZP 0102040101
Height (mm)	517		517	662	
Width (mm)	417		417		
Depth (mm)	556		556		
Equipment	1 high drawer 1 low drawer	3 low drawers	1 high drawer 2 low drawer	4 low drawers	



# OFFICE FURNITURE

## HEIGHT ADJUSTABLE DESKS

Workers in offices and other workplaces spend a lot of time at their desks, often sitting in one position, what affects their health and spine. According to specialists and therapists height adjustable desks are the best choice for our health. Ergonomic standards require the angle of 90° between arm and forearm when sitting at the desk. Therefore, a height adjustable desk is an ideal solution.

**BENEFITS:**

- It allows to adjust the top of the desk to an individual user. A taller person may adjust the height of the desk to their need.
- Switching from the sitting position into standing position and the other way round ensures a body motion, thus well-being improvement and better work effectiveness.

Desks with adjustable height are equipped with intelligent control panel for height adjustment. It offers wireless Bluetooth technology, memory for two positions and a LED reminder.

**DESK ADJUSTMENT**

To set a desk the panel must be bent up or down. Position of the body can be changed during work even without looking at the device and without diverting attention away from the performed activity.

## CONTROL PANEL



## TECHNICAL SPECIFICATION

**REMINDER**

The desk panel has a built-in LED, which reminds about the necessity of switching your body position during work. There is also a possibility to change the time interval between the reminders. To set your own intervals of time the application Desk Control must be downloaded. Using this application through your smartphone you can e.g. control the desk setting, receive reminders and save chosen top settings. The application enables connection via Bluetooth and it is available for the iOS and Android devices. You can save the two most frequent settings for the tabletop. After the chosen settings are saved the panel bends the desk. Therefore you can change your body position during work easily.

A safe desk load capacity is up to 100 kg. The desk is equipped with lifting pillars and control system ensuring silent and smooth work of actuators, smooth start and stop.





# OFFICE FURNITURE

## ACCESSORIES

Every office device, if it is not wireless, uses cables. When planning the office interior arrangement, cables must be taken into consideration.

A vertical cable duct hides cables connected to the central unit (keyboard, monitor, printer). It looks like a regular element of the desk and gives it original look. Furthermore, cables do not tangle under your feet or lie unaesthetically under the desk.

Office desks may be equipped with accessories:

- media ports,
- mobile pedestals with an upholstered seat,
- cable ducts,
- cable feedthrough,
- cable management spine,
- tops made of 18 mm melamine covered board.

As well as other equipment - according to the customer's needs.

For the choice of colours see page 142.




## TECHNICAL SPECIFICATION

### MEDIAPORTS

Media ports enable to connect the necessary media directly to sockets recessed in a table. A lockable cover with brush pass allows for ergonomic use of media port, both in open and closed position. We offer the possibility of any configuration of necessary slots (from 2 to 10 media modules). There is a possibility of installing the following sockets:

- power sockets,
- computer slots.



### CABLE FEEDTHROUGH

Cables connected to a mouse, loudspeakers or a laptop are very problematic when sitting at a desk. A solution to this problem is to install special cable feedthrough which get rid of that issue.



### CABLE MANAGEMENT SPINE

A vertical cable management spine hides the cables connected to one Central Unit and plugged into the nearest socket (recessed e.g. into the floor). Cable management spine is very aesthetical and it gives original look. In addition, cables do not tangle under your feet.



# OFFICE FURNITURE

## TABLETOPS

- Tops are made of 18 mm thick melamine.

### COLOURS OF TOPS:

- grey
- cream
- white
- black
- Sonoma Oak
- Lancelot Oak

- Sides covered with the colour of the top.

- Sides covered with black veneer - optional (at extra charge).

### CABLE DUCT

A horizontal structural beam under the top strengthens the stiffness of the construction and serves as a horizontal channel allowing to hide wires in an aesthetic way. This keeps all cables tidy and makes workplace look exceptionally aesthetic.

- Cable duct is included in standard equipment.

### CABLE FEEDTHROUGH

Cables connected to a mouse, loudspeakers or a laptop are very problematic when sitting at a desk. A solution to this problem is to install special cable feedthrough which get rid of that issue.

### CABLE MANAGEMENT SPINE


A vertical cable management spine hides the cables connected to one Central Unit and are plugged into the nearest socket (placed e.g. into the floor). Cable management spine is very aesthetical and it gives original look. In addition, cables do not tangle under your feet.

## COLOURS OF TABLETOPS AVAILABLE

### STANDARD



grey



cream



white



black



Sonoma Oak



Lancelot Oak





# OFFICE FURNITURE

## STK COFFEE TABLE SKA1 LOCKERS

Coffee tables are simple and at the same time elegant, functional and practical. They perfectly match Scandinavian and simple styles of interior design. They complement the interior designed in loft style and modernise a classic space.

The form of coffee table makes it ideal for the living room (additional desk) or for the relaxation area. At present coffee tables are used more and more frequently in business areas as a place for business conversations. They also appear more and more often in media (discussion panels, debates).

■ A set of coffee tables consists of two tables: one higher coffee table and a lower one which can be hidden under it.

■ In order to enable sliding the lower coffee table under the higher one, a bottom bar was removed in each of them. This is also a great visual asset.

■ Both coffee tables have tops made of melamine and levelling feet.

■ Colours of the tops - according to our standard offer of tops - see page 142.

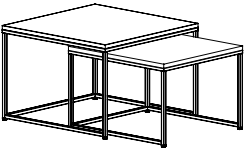
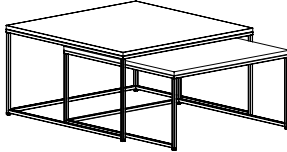
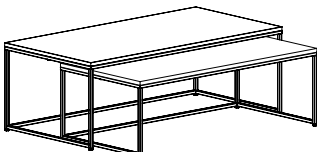
■ We offer three sets of coffee tables:  
- two sets with a square top (60x60 cm & 80x80 cm),  
- one set with a rectangular top(120x60cm).

## SKA1 LOCKERS

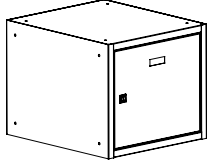
A small locker/box for storing tiny items. Doors equipped with cylinder lock in 1 point. Cabinets may be fixed together.



### TECHNICAL SPECIFICATION

Stk Coffee Table							
Name		Stk 1 Coffee table		Stk 2 Coffee table		Stk 3 Coffee table	
Code		XXXP 010073		XXXP 010074		XXXP 010075	
Dimen- sions of a higher table	Height (mm)	417		417		417	
	Width (mm)	600		800		1200	
	Depth (mm)	600		800		600	
Dimen- sions of a lower table	Height (mm)	367		367			
	Width (mm)	510		710		1110	
	Depth (mm)	555		755		555	

SKA1 lockers			
Name		SKA1 locker	
Code		SKA 010102	
Height (mm)		350	
Width (mm)		400	
Depth (mm)		450	





# SOCIAL FURNITURE

*Furniture  
you can depend on*





SOCIAL FURNITURE

TABLE OF CONTENTS

SUM W wardrobe lockers	150
SUL W wardrobe lockers	156
SUS W lockers with compartments	162
SUS W lockers with compartments (300 mm wide module)	164
SUS W lockers with compartments (400 mm wide module)	170
Lockers with compartments with shelves	176
Lockers with compartments with shelves - 300 and 400 mm wide module	178
UV printing	180
Powder coating with OMBRE effect	182
Locks, possibilities	186
Slanted tops and socles for WSU wardrobe lockers	188
Accessories	190
Benches and shelves for shoes	192
Bases for WSU wardrobe lockers	194
Wardrobe lockers with MDF doors	198
Wardrobe lockers with plexiglass doors	202
Wardrobe lockers with rounded doors	206
MSU school lockers	210
WNL+ laptop trolleys	214
WNT trolleys for tablets	218
Q8 school desks	220
Laptop & mobile phone lockers	222
Hanging canteen lockers	224
SZOS changing room lockers	226
Standing canteen lockers	228
KBS lockers for dirty and clean clothing storage	230
SMD lockers for cleaning accessories	232
MPO metal recycling bin	234
Wardrobe lockers for firefighter	236
Wardrobes with heating and ventilation for clothes drying	238
Cabinets for sports equipment	240
Tables, benches, chairs and coat hanger stands	242
Bespoke furniture-Examples	244

Metal social furniture guarantees functionality and adds an aesthetic value of social spaces in factories, schools, sports halls, fitness clubs, swimming pools etc. Proper arrangement in these rooms, taking into consideration a wide range of requirements and needs, guarantees a sense of well-being and increases standards of a workplace.

\* WEMO perforation on the doors - registered industrial design.



\* Powder coating with OMBRE effect - registered industrial design.



\*Hook for clothes – used in wardrobe lockers with side shelf.



Wardrobes on legs



Wardrobes with slanted top



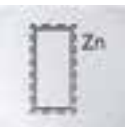
Height-adjustable feet



Possibility of hanging clothes



On wheels



Made of galvanized steel



Made of acidproof steel



Made of stainless steel



Various types of locks



Master system



With electrical components - safe



Ventilation and ventilation with heating



Standard equipment



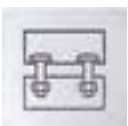
Standard equipment




180° door opening angle



110° door opening angle



Possibility of fixing



Possibility of mounting to a wall



# SOCIAL FURNITURE

## SUM W WARDROBE LOCKERS

Wardrobe lockers allow to furnish social rooms in a functional and aesthetic way. The wide range of products guarantees meeting even the most varied needs.

- A modern design WEMO perforation system (registered industrial design) allows for free air circulation.
- Welded construction based on closed profiles improves the rigidity of lockers.

### SUM W WARDROBE LOCKERS ARE MADE IN TWO WIDTHS::

- 300 mm,
- 400 mm (with internal partition wall to separate clean clothes from the dirty ones).

### STANDARD EQUIPMENT

- bar with hooks,
- hook for a towel,
- mirror,
- self-adhesive nameplate,
- shelf above the bar,
- an internal partition (in 400 mm wide modules).

- Accessories available - see pages 190-191.

### STANDARD EQUIPMENT



bar with hooks



hook



mirror



self-adhesive nameplate



Shelf



internal partition wall  
(in 400 mm wide modules)





# SOCIAL FURNITURE

## SUM W WARDROBE LOCKERS

- ADVANTAGES OF LOCKERS:**
- wide range of standard equipment,
  - 16 colours at no extra charge,
  - various types of locks to choose from,
  - slanted tops, benches, socles, feet etc.,
  - increased storage space,
  - certificates, seals of approval, declarations.

The main advantage of SUM W, SUS W, SUL W lockers produced on the new line is their advanced construction based on closed profiles, which are implemented into the sides of doors, in the middle of the body and at the bottom of a locker. Lockers are certified, approved and they meet EU safety standards.



### ADVANTAGES OF LOCKERS



### MEDALIST WARDROBES



wide range of standard equipment



16 colours at no extra charge



various locks to choose from



slanted tops, benches, socles, feet etc.



various prices



certificates, seals of approval, declarations



# SOCIAL FURNITURE

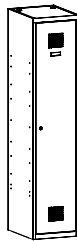
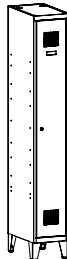
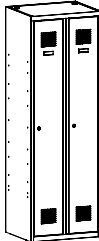
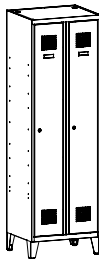
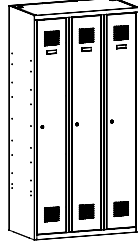
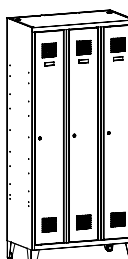
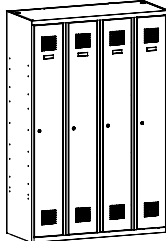
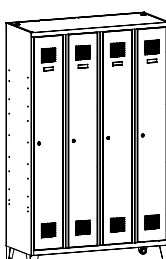
## SUM W WARDROBE LOCKERS

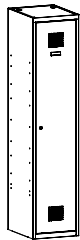
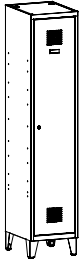
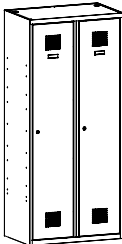
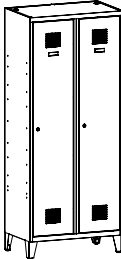
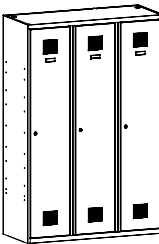
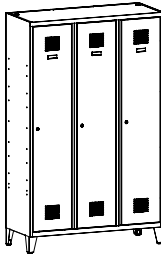
■ On special request 300 mm wide module lockers may be equipped with shoe drainer, made of plastic.



\*the shape and colour of a shoe drainer may change



Sum W Wardrobe lockers										
	Name	Sum 310 W		Sum 311 W	Sum 320 W	Sum 321 W	Sum 330 W	Sum 331 W	Sum 340 W	Sum 341 W
	Code	WSU 0101020102		WSU 0101020202	WSU 0102020102	WSU 0102020202	WSU 0103020102	WSU 0103020202	WSU 0104020102	WSU 0104020202
	Height (mm)	1800		1940	1800	1940	1800	1940	1800	1940
	Width (mm)	300		600		900		1200		
	Depth (mm)	500		500						
	Number of segments	1		2		3		4		
Number of doors	1		2		3		4			
Legs	-	+		-	+	-	+	-	+	

Sum W Wardrobe lockers								
	Name	Sum 410 W		Sum 411 W	Sum 420 W	Sum 421 W	Sum 430 W	Sum 431 W
	Code	WSU 0201020103		WSU 0201020103	WSU 0202020103	WSU 0202020203	WSU 0203020103	WSU 0203020203
	Height (mm)	1800		1940	1800	1940	1800	1940
	Width (mm)	400		800		1200		
	Depth (mm)	500		500				
	Number of segments	1		2		3		
Number of doors	1		2		3			
Legs	-	+	-	+	-	+		





# SOCIAL FURNITURE

## SUL W WARDROBE LOCKERS

- In order to make use of small spaces such as changing rooms, an ideal solution is our wardrobe locker with L-shaped doors.
- Thanks to SUL W wardrobe lockers, there can be twice as many wardrobe compartments than with regular wardrobe lockers.
- Welded construction based on closed profiles improves the rigidity of the wardrobes.



### ADVANTAGES OF LOCKERS



## MEDALIST WARDROBES



wide range of standard equipment



16 colours at no extra charge



various locks to choose from



slanted tops, benches, socles, feet etc.



various prices



certificates, seals of approval, declarations



# SOCIAL FURNITURE

## SUL W WARDROBE LOCKERS

- SUL W wardrobe lockers are made in widths of compartments:
  - 300 mm,
  - 400 mm.
- A modern design perforation system (WEMO - registered industrial design) allows for free air circulation.
- Available locks: 1-point lock.
- Accessories available - see pages 190-191.



### STANDARD EQUIPMENT



## MEDALIST WARDROBES



1-point lock



bar with hook



self-adhesive nameplate


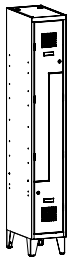
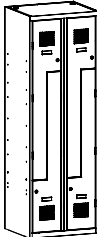
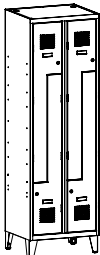
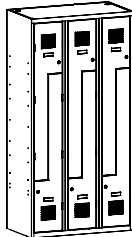
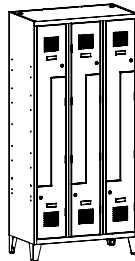
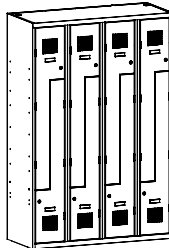
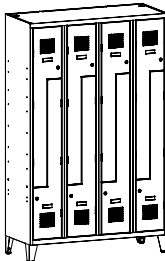




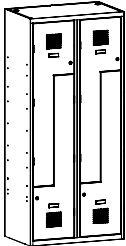
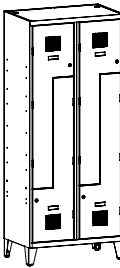
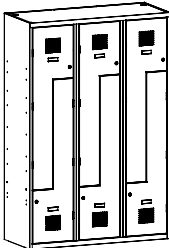
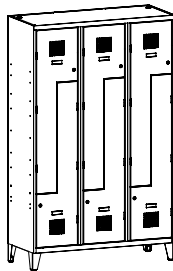
# SOCIAL FURNITURE

## SUL W WARDROBE LOCKERS

The main advantage of SUM W, SUS W, SUL W lockers produced on the new line is their advanced construction based on closed profiles, which are implemented into the sides of doors, in the middle of the body and at the bottom of a locker. Lockers are certified, approved and they meet EU safety standards.



Sul W Wardrobe lockers										
	Name	SUL 31 W		SUL 31 W	SUL 32 W	SUL 32 W	SUL 33 W	SUL 33 W	SUL 34 W	SUL 34 W
	Code	WSU 0306030104		WSU 0306030204	WSU 0306030204	WSU 0307030204	WSU 0308030104	WSU 0308030204	WSU 0309030104	WSU 0309030204
	Height (mm)	1800		1940	1800	1940	1800	1940	1800	1940
	Width (mm)	300		600		900		1200		
	Depth (mm)	500		500		500		500		
	Number of segments	2		4		6		8		
	Number of doors	2		4		6		8		
Legs	-	+	-	+	-	+	-	+		

Sul W Wardrobe lockers								
	Name	SUL 41 W		SUL 41 W	SUL 42 W	SUL 42 W	SUL 43 W	SUL 43 W
	Code	WSU 0406030104		WSU 0406030204	WSU 0407030104	WSU 0407030204	WSU 0408030104	WSU 0408030204
	Height (mm)	1800		1940	1800	1940	1800	1940
	Width (mm)	400		800		1200		
	Depth (mm)	500		500		500		
	Number of segments	2		4		6		
	Number of doors	2		4		6		
Legs	-	+	-	+	-	+		





# SOCIAL FURNITURE

## SUS W lockers with compartments

Lockers with compartments, thanks to their functionality, variety and aesthetic values may be used in a wide range of facilities, e.g. in changing rooms, kindergartens, schools, boarding schools, swimming pools, fitness clubs, gyms, railway stations, workplaces - for storing briefcases, handbags, hard hats etc.

■ Welded construction based on closed profiles improves the rigidity of wardrobes.

The main advantage of SUM W, SUS W, SUL W lockers produced on the new line is their advanced construction based on closed profiles, which are implemented into the sides of doors, in the middle of the body and at the bottom of a locker. Lockers are certified, approved and they meet EU safety standards.



### ADVANTAGES OF LOCKERS



#### MEDALIST WARDROBES



wide range of standard equipment



16 colours at no extra charge



various locks to choose from



slanted tops, benches, socles, feet etc.



various prices



certificates, seals of approval, declarations



SOCIAL  
FURNITURE

SUS W  
lockers with compartments  
300 mm wide module

- Depending on customer needs we offer different types of SUS W lockers with compartments:
  - 300 and 400 mm wide modules,
  - various number of compartments.
- A modern design perforation system (WEMO - registered industrial design) allows for free air circulation.
- For accessories available - see pages 190-191.



STANDARD EQUIPMENT






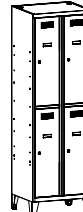

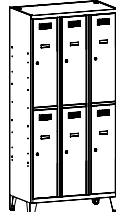

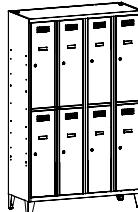
bar with hooks  
(in two tier lockers)



self-adhesive nameplate



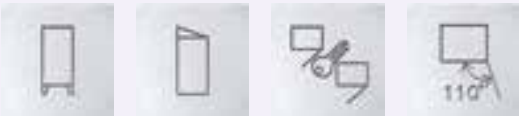
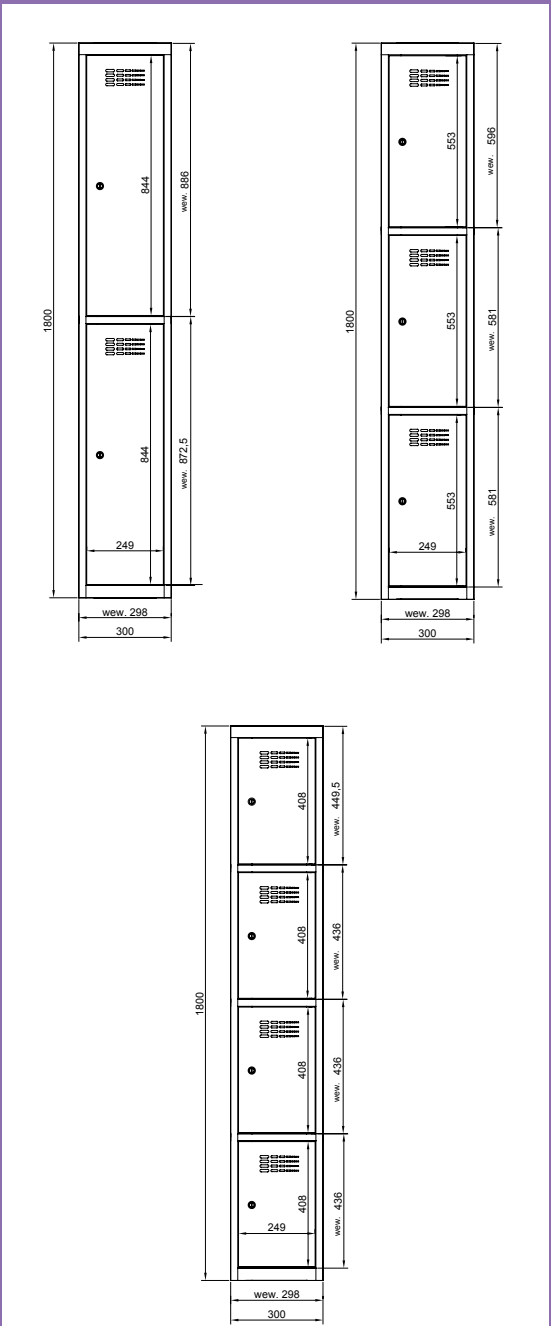
TECHNICAL SPECIFICATION

300 mm wide module															
	Name	SUS 312 W							SUS 312 W n	SUS 322 W	SUS 322 W n	SUS 332 W	SUS 332 W n	SUS 342 W	SUS 342 W n
	Code	WSU 0106020104							WSU 0106020204	WSU 0107020104	WSU 0107020204	WSU 0108020104	WSU 0108020204	WSU 0109020104	WSU 0109020204
	Height (mm)	1800							1940	1800	1940	1800	1940	1800	1940
	Width (mm)	300							600		900		1200		
	Depth (mm)	500							500						
	Number of segments	1							2		3		4		
	Number of doors	2							4		6		8		
Legs	-	+	-	+	-	+	-	+							



# SOCIAL FURNITURE

## SUS W lockers with compartments 300 mm wide module



300 mm wide module										
	Name	SUS 313 W		SUS 313 W n	SUS 323 W	SUS 323 W n	SUS 333 W	SUS 333 W n	SUS 343 W	SUS 343 W n
	Code	WSU 0111020101		WSU 0111020201	WSU 0112020101	WSU 0112020201	WSU 0113020101	WSU 0113020201	WSU 0114020101	WSU 0114020201
	Height (mm)	1800		1940	1800	1940	1800	1940	1800	1940
	Width (mm)	300		600		900		1200		
	Depth (mm)	500		500						
	Number of segments	1		2		3		4		
Number of doors	3			6		9		12		
Legs	-	+		-	+	-	+	-	+	

300 mm wide module										
	Name	SUS 314 W		SUS 314 W n	SUS 324 W	SUS 324 W n	SUS 334 W	SUS 334 W n	SUS 344 W	SUS 344 W n
	Code	WSU 0116020101		WSU 0116020201	WSU 0117020101	WSU 0117020201	WSU 0118020101	WSU 0118020201	WSU 0119020101	WSU 0119020201
	Height (mm)	1800		1940	1800	1940	1800	1940	1800	1940
	Width (mm)	300		600		900		1200		
	Depth (mm)	500		500						
	Number of segments	1		2		3		4		
Number of doors	4			8		12		16		
Legs	-	+		-	+	-	+	-	+	


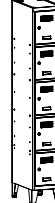


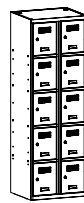





# SOCIAL FURNITURE

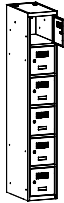
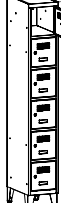
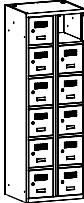
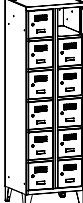




## SUS W lockers with compartments 300 mm wide module

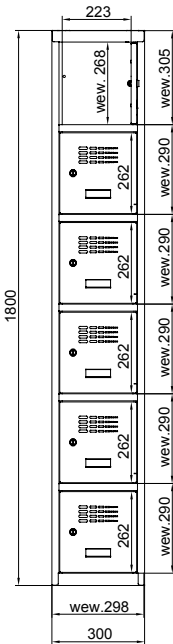
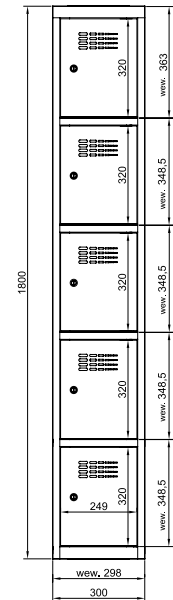


### TECHNICAL SPECIFICATION

300 mm wide module			
	SUS 315 W	SUS 315 W n	
	WSU 0121020101	WSU 0121020201	
	1800	1940	
	300		
	500		
	1		
	5		
Legs	-	+	

					
SUS 325 W	SUS 325 W n	SUS 335 W	SUS 335 W n	SUS 345 W	SUS 345 W n
WSU 0122020101	WSU 0122020201	WSU 0123020101	WSU 0123020201	WSU 0124020101	WSU 0124020201
1800	1940	1800	1940	1800	1940
600		900		1200	
500					
2		3		4	
10		15		20	
-	+	-	+	-	+

300 mm wide module										
	Name	MSus 316		MSus 316 Legs	MSus 326	MSus 326 Legs	MSus 336	MSus 336 Legs	MSus 346	MSus 346 Legs
	Code	MSU 0130020101		MSU 0130020201	MSU 0131020101	MSU 0131020201	MSU 0132020101	MSU 0132020201	MSU 0133020101	MSU 0133020201
	Height (mm)	1800		1940	1800	1940	1800	1940	1800	1940
	Width (mm)	300		600		900		1200		
	Depth (mm)	500		500						
	Number of segments	1		2		3		4		
Number of doors	6		12		18		24			
Legs	-	+		-	+	-	+	-	+	





SOCIAL  
FURNITURE

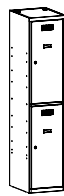
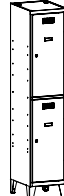
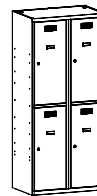
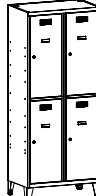
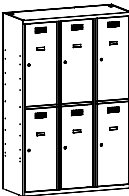
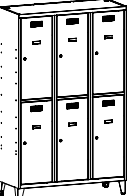
SUS W  
lockers with compartments  
400 mm wide module



TECHNICAL SPECIFICATION



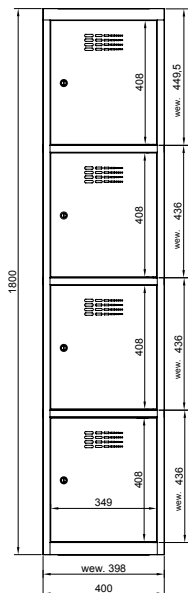
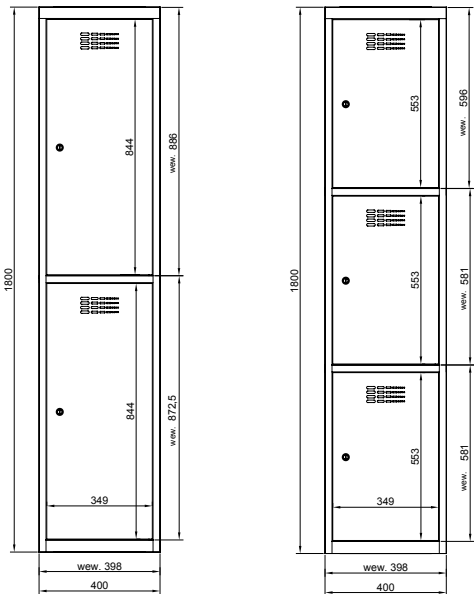
MEDALIST WARDROBES

400 mm wide modules								
	Name	SUS 412 W		SUS 412 W n	SUS 422 W	SUS 422 W n	SUS 432 W	SUS 432 W n
	Code	WSU 0206020104		WSU 0206020204	WSU 0207020104	WSU 0207020204	WSU 0208020104	WSU 0208020204
	Height (mm)	1800		1940	1800	1940	1800	1940
	Width (mm)	400		800		1200		
	Depth (mm)	500		500				
	Number of segments	1		2		3		
	Number of doors	2		4		6		
Legs	-	+	-	+	-	+		


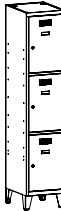
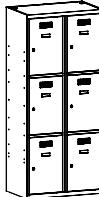
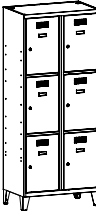




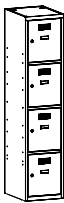





# SOCIAL FURNITURE

SUS W  
lockers with compartments  
400 mm wide module



## TECHNICAL SPECIFICATION

400 mm wide modules								
	Name	SUS 413 W		SUS 413 W	SUS 423 W	SUS 423 W	SUS 433 W	SUS 433 W
	Code	WSU 0211020101		WSU 0211020201	WSU 0212020101	WSU 0212020201	WSU 0213020101	WSU 0213020201
	Height (mm)	1800		1940	1800	1940	1800	1940
	Width (mm)	400		800		1200		
	Depth (mm)	500		500				
	Number of segments	1		2		3		
Number of doors	3		6		9			
Legs	-	+	-	+	-	+		


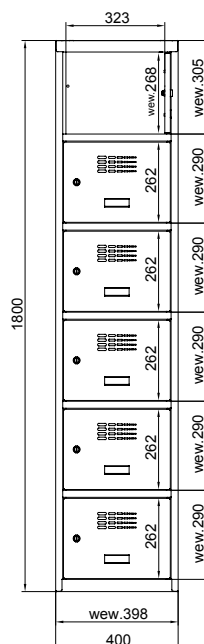
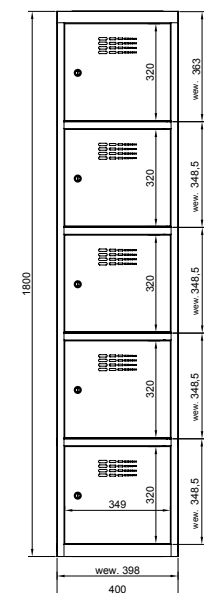
400 mm wide modules								
	Name	SUS 414 W		SUS 414 W	SUS 424 W	SUS 424 W	SUS 434 W	SUS 434 W
	Code	WSU 0216020101		WSU 0216020201	WSU 0217020101	WSU 0217020201	WSU 0218020101	WSU 0218020201
	Height (mm)	1800		1940	1800	1940	1800	1940
	Width (mm)	400		800		1200		
	Depth (mm)	500		500				
	Number of segments	1		2		3		
Number of doors	4		8		12			
Legs	-	+	-	+	-	+		



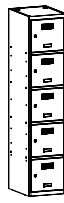
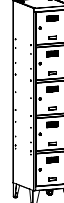
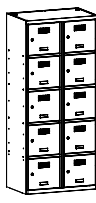
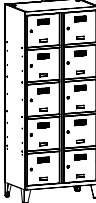






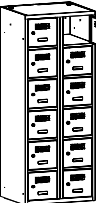



# SOCIAL FURNITURE

## SUS W lockers with compartments 400 mm wide module



### TECHNICAL SPECIFICATION

400 mm wide modules								
	Name	SUS 415 W		SUS 415 W	SUS 425 W	SUS 425 W	SUS 435 W	SUS 435 W
	Code	WSU 0221020101		WSU 0221020201	WSU 0222020101	WSU 0222020201	WSU 0223020101	WSU 0223020201
	Height (mm)	1800		1940	1800	1940	1800	1940
	Width (mm)	400		800		1200		
	Depth (mm)	500		500				
	Number of segments	1		2		3		
	Number of doors	5		10		15		
	Legs	-		+	-	+	-	+

400 mm wide modules							
	Name	MSus 416	MSus 416 Legs				
	Code	MSU 0230020101	MSU 0230020201	MSU 0231020101	MSU 0231020201	MSU 0232020101	MSU 0232020201
	Height (mm)	1800	1940	1800	1940	1800	1940
	Width (mm)	400		800		1200	
	Depth (mm)	500		500			
	Number of segments	1		2		3	
Number of doors	6		12		18		
Legs	-	+	-	+	-	+	



# SOCIAL FURNITURE

## LOCKERS WITH COMPARTMENTS WITH SHELVES

Lockers are made of top-quality powder coated steel. We use powder coatings from leading global manufacturers. A wide range of standard colours - 16 RAL colours. Our lockers have declarations and certificates of compliance with both Polish and European norms, as well as hygienic certificate issued by PZH (National Institute of Public Health).

- Lockers may be put:
  - directly on the floor,
  - on socles (from WSU lockers) - total height of a locker on socles is 1940 mm,
  - on bench (from WSU lockers) - total height of a locker on bench is 2190 mm,
  - on legs - total height of a locker on legs is 1940 mm.
- Lockers are equipped with:
  - a bookshelf,
  - 2 hooks for hanging clothes placed on the side of the shelf,
  - a self-adhesive nameplate,
  - a key lock or a lock for a padlock,
  - other locks - on special request.
- There is a possibility of adding a 200 mm high slanted top.

■ For accessories available - see pages190-191.



### ADVANTAGES OF LOCKERS



bookshelf



2 hooks for clothes



the bottom - standard



legs - on request



socle - on request

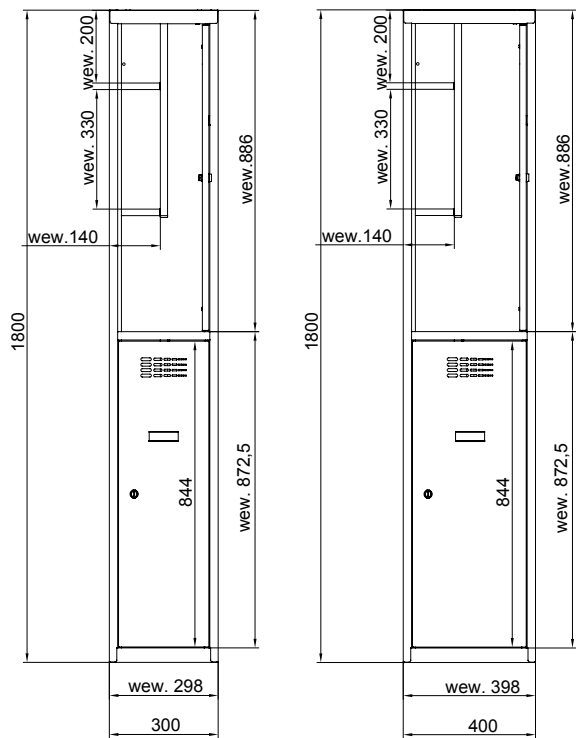


benches - on request











# SOCIAL FURNITURE

## LOCKERS WITH COMPARTMENTS WITH SHELF - 300 & 400 mm wide module



### TECHNICAL SPECIFICATION

Lockers with compartments with shelf - 300 mm wide module									
	Name	MSus 312 with shelf	MSus 312 with shelf and legs						
	Code	MSU 0106020106	MSU 0106020206						
	Height (mm)	1800	1940						
	Width (mm)	300							
	Depth (mm)	500							
	Number of segments	1							
	Number of doors	2							
Legs	-	+							
Number of compartments	2	2							

								
MSus 322 with shelf	MSus 322 with shelf and legs	MSus 332 with shelf	MSus 332 with shelf and legs	MSus 342 with shelf	MSus 342 with shelf and legs			
MSU 0107020106	MSU 0107020206	MSU 0108020106	MSU 0108020206	MSU 0109020106	MSU 0109020206			
1800	1940	1800	1940	1800	1940			
600		900		1200				
500								
2		3		4				
4		6		8				
-	+	-	+	-	+			
4	4	6	6	8	8			





# SOCIAL FURNITURE

## UV PRINTING

There is a possibility of placing a UV print on the metal locker doors. We can print everything, including a picture submitted by the customer. At present, a UV print is the most up-to-date solution of all digital prints that can be applied to any flat material, including metal, glass or PVC. It is the newest technology allowing to produce the top-quality pictures of high wear resistance. A UV print guarantees an aesthetic look, colour fidelity and a photographic quality of the picture - it all makes it excellent for both interior (it is odourless) and outside (fully resistant to weather conditions).

This technology makes it possible to adapt the furniture to individual needs of every customer. Lockers may be decorated with a print, numbered or marked depending on their destination. A UV print on Malow furniture and then enjoying the view of the locker may lead to greater satisfaction and motivation to work and learn as well as more efficient work organisation.

The sole limit is your imagination. Therefore, it is worth unleashing your creativity and surprise everyone with an original, individual idea.





# SOCIAL FURNITURE

## POWDER COATING WITH OMBRE EFFECT\*

The term OMBRE derives from the French word for 'shadow' and it means a gradual bleaching; like switching from one colour into another.

MALOW offers painting metal doors with an innovative technique called OMBRE. It is a total novelty in the domestic as well as European market! Powder coating with OMBRE effect is registered in the Patent Office as our company's registered industrial design.

It may mix any colours from the RAL palette, creating original and unique combination. Each door is different; it is impossible to recreate two identical combinations. It results in a unique and fabulously colourful locker. The only limit is your imagination.

A few exemplary combinations of colours may be found at the next pages of the catalogue.

\* registered industrial design









# SOCIAL FURNITURE

## LOCKS, POSSIBILITIES

### STANDARD LOCKS:

- Cylinder key lock, 1-point or 3-point lock (photo A, B and C).
- Lock for a padlock adapted to hang a padlock, 1-point or 3-point lock (photo A, D and E).

Locks for a padlock are provided without a padlock.

There is a possibility to order a lock with the Master key, which opens a defined number of locks.


### SPECIAL LOCKS (on request, at extra charge):

- Mechanical code lock (photo J, K, L) electronic (photo M).
- Coin locks: return (photo F, G, I) and non-return (photo F, H).

\* lock in the photo (I) will fit the same lock hole as a standard cylinder lock and a standard lock for a padlock.

## POSSIBLE DOOR PERFORATION

### STANDARD



'WEMO' perforation

### AT EXTRA CHARGE



'Louvre' perforation



Number plate




Standard equipment of Sum W lockers:  
- shelf  
- bar with two hooks  
- mirror  
- hook on the doors



## TYPES OF LOCKS

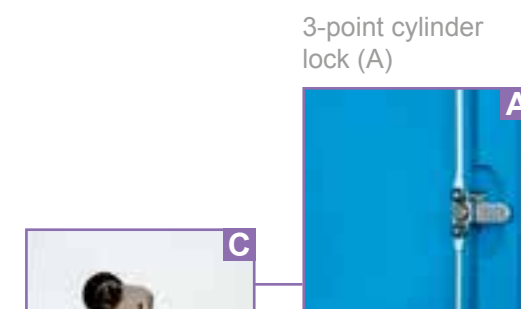
### CODE LOCKS mechanical



### CODE LOCKS electronic



### CYLINDER LOCKS key and for a padlock



3-point cylinder lock (A)



key lock



MASTER key



1-point cylinder lock (B)




lock for a padlock




free-turning lock for a padlock

### COIN LOCKS



return coin lock



return coin lock



return coin lock



non-return coin lock



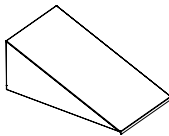
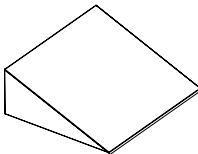
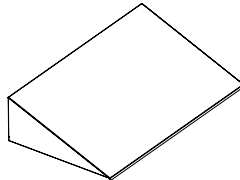
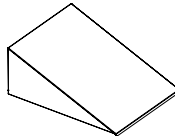
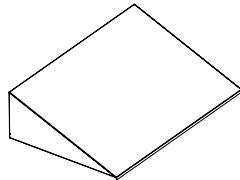
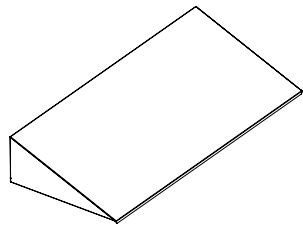
SOCIAL  
FURNITURE

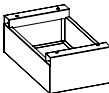
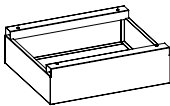


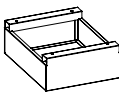


SLANTED TOPS AND SOCLES  
FOR WSU WARDROBE LOCKERS

- Wardrobe lockers can be equipped with slanted tops that help maintain cleanliness in social spaces.
- Slanted top facilitates cleaning the wardrobe, and hinders piling up rubbish and dust.
- Simple assembly - with latches.



TECHNICAL SPECIFICATION

Slanted tops								
	Name	D310 W		D320 W	D330 W	D410 W	D420 W	D430 W
	Code	DWSU 010101		DWSU 010102	DWSU 010103	DWSU 020101	DWSU 020102	DWSU 020103
	Height (mm)	200		200				
	Width (mm)	300		600	900	400	800	1200
Depth (mm)	500		500					

Socles								
	C310 W	C320 W		C330 W	C340 W	C410 W	C420 W	C430 W
	CWSU 010101	CWSU 010102		CWSU 010103	CWSU 010104	CWSU 020101	CWSU 020102	CWSU 020103
	140			140				
	300	600		900	1200	400	800	1200
Depth (mm)	450		450					



# SOCIAL FURNITURE

## ACCESSORIES

Our social lockers meet customer expectations and needs thanks to accessories.

- Slanted tops help maintaining cleanliness and socles and benches guarantee functionality and ergonomic.
- Benches are made of three varnished wooden or plastic slats.
- All benches increase total height of a locker by 390 mm.
- All benches are equipped with holes enabling installation of a shoe shelf.
- A shoe shelf must be ordered separately.



## ACCESSORIES



slanted top



socle fixed with locker  
(140 mm high)



leg frame  
(140 mm high)



base without seat  
equipped with height  
adjustable legs



base with wooden seat  
equipped with height  
adjustable legs



base with wooden  
seat equipped with  
height adjustable legs -  
economic version



extendable base  
equipped with height  
adjustable legs



base without set  
equipped with height  
adjustable legs -  
economic version

## SHOE SHELVES



standard base with a seat equipped  
with a shoe shelf and height  
adjustable legs



economic base with a seat equipped  
with a shoe shelf and height  
adjustable legs



extendable base with a seat  
equipped with a shoe shelf and  
height adjustable legs

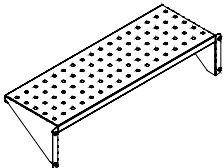
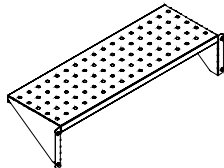
# SOCIAL FURNITURE

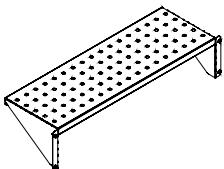
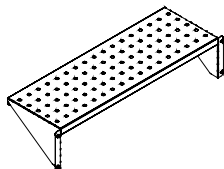
## BENCHES AND SHELVES FOR SHOES

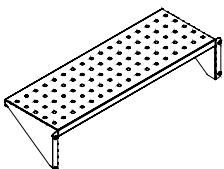
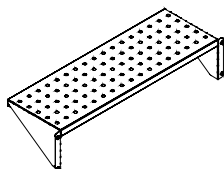
It is often impossible to leave shoes in a locker. Shoes may be too wet, dirty or too large (e.g. boots) to leave them together with clothes. When it is necessary to leave shoes in a changing room an excellent solution is to equip the benches with shoe shelves.

- Shoe shelves enable leaving shoes under the social locker.
- Shelves are perforated and 230 mm deep.
- Adapted for standard, economic and extendable benches.
- All benches are adapted to install a shelf thanks to holes in the front legs. Therefore, it is possible to purchase a shelf later on and fix it to the bench.
- All benches are equipped with holes enabling installation of a shoe shelf.
- They are sold separately, for self-assembly.
- Shoe shelves must be ordered separately.



Shoe shelves for standard benches				
	Name	PpBKS 531/ P 311 W		PpBKS 541/ P 411 W
	Code	XPSUM 01160101		XPSUM 01170101
		for 300 mm wide lockers		for 400 mm wide lockers
	Width (mm)	237		337
Depth (mm)	230			

Shoe shelves for economic benches				
	Name	PP 313 W		PP 413 W
	Code	XPSUM 01310101		XPSUM 01320101
		for 300 mm wide lockers		for 400 mm wide lockers
	Width (mm)	184		284
Depth (mm)	230			

Shoe shelves for extendable benches				
	Name	PPw 311W		PPw 411 W
	Code	XPSUM 01280101		XPSUM 01290101
		for 300 mm wide lockers		for 400 mm wide lockers
	Width (mm)	179		337
Depth (mm)	230			

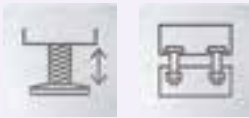
Shoe shelves for standard benches	PpBKS 532/ P 321 W	PpBKS 542/ P 421 W	PpBKS 533/ P 331 W	PpBKS 543/ P 431 W
	XPSUM 01190101	XPSUM 01210101	XPSUM 01220101	XPSUM 01230101
	for 600 mm wide lockers	for 800 mm wide lockers	for 900 mm wide lockers	for 1200 mm wide lockers
	537	737	837	1137
	230			

Shoe shelves for economic benches	PP 323 W	PP 423 W	PP 333 W	PP 433 W
	XPSUM 01330101	XPSUM 01340101	XPSUM 01350101	XPSUM 01360101
	for 600 mm wide lockers	for 800 mm wide lockers	for 900 mm wide lockers	for 1200 mm wide lockers
	484	684	784	1084
	230			

Shoe shelves for extendable benches	PPw 321 W	PPw 421 W	PPw 331 W	PPw 431W
	XPSUM 01250101	XPSUM 01260101	XPSUM 01300101	XPSUM 01270101
	for 600 mm wide lockers	for 800 mm wide lockers	for 900 mm wide lockers	for 1200 mm wide lockers
	479	679	779	1079
	230			



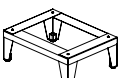
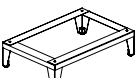
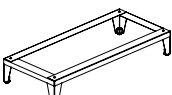
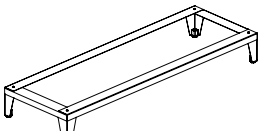
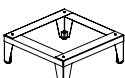
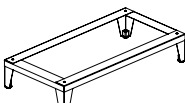
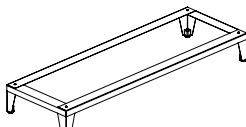


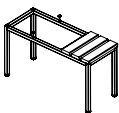
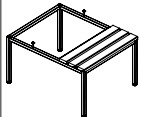
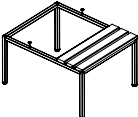
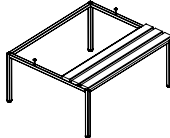
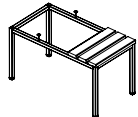
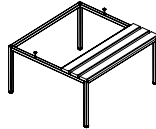
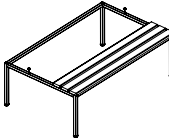


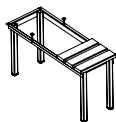
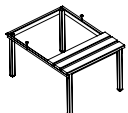
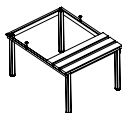
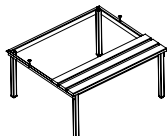
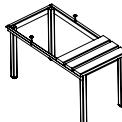
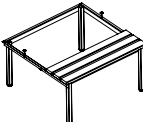
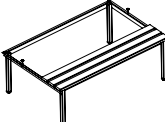
SOCIAL FURNITURE

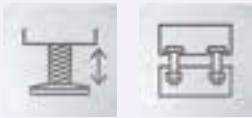
BASES FOR WSU WARDROBE LOCKERS

- Lockers may be put onto benches and then fixed with screws.
- Benches are made of wooden slats covered with clear varnish or plastic slats - especially recommended in environments of increased humidity.
- We offer two price versions of benches:
  - standard (frame and legs made of closed profile steel),
  - economic (frame is made of angle profile steel, legs of closed profiles).
- We offer very practical extendable benches, allowing to save space in a changing room. These benches are a perfect solution for optimal space arrangement. Benches are with an extendable seat which is hidden under the locker.
- All benches increase locker's height by 390 mm.
- All benches are equipped with openings for installing a shelf for shoes.
- Shelves for shoes must be ordered separately.

Bases without seating									
	Name	WCn 311 W		WCn 321 W	WCn 331 W	WCn 341 W	WCn 411 W	WCn 421 W	WCn 431 W
	Code	PWSU 09020101		PWSU 09020201	PWSU 09020301	PWSU 09020401	PWSU 10020101	PWSU 10020201	PWSU 10020301
	Height (mm)	140		140					
	Width (mm)	275		575	875	1175	375	775	1175
Depth (mm)	450			450					

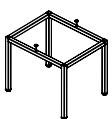
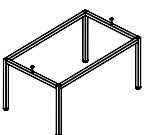
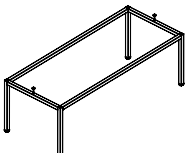
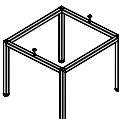
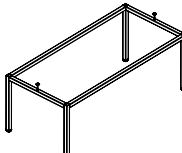
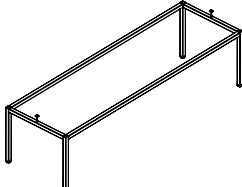
Bases with seating														
	P311 W		P321 W		P321 W	P 331 W		P411 W		P 421 W	P 431 W			
	Code	PWSU 01010102	PWSU 01010103		PWSU 01010202	PWSU 01010203	PWSU 01010302	PWSU 01010303	PWSU 02010102	PWSU 02010103	PWSU 02010202	PWSU 02010203	PWSU 02010302	PWSU 02010303
	Height (mm)	390			390									
	Width (mm)	290			590	590	890		390		790		1190	
Depth (mm)	745				745									
Wooden slats	+		+			+		+		+		+		
Plastic slats		+			+		+		+		+		+	

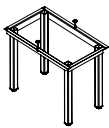
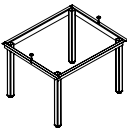
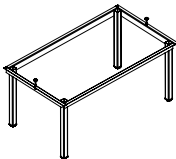
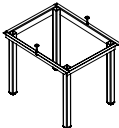
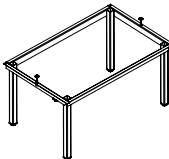
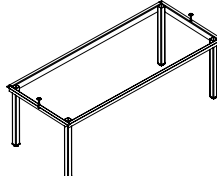
Bases with seating - economic version														
	P313 W		P323 W		P323 W	P 333 W		P413 W		P 423 W		P 433 W		
	Code	PWSU 05010102	PWSU 05010103		PWSU 05010202	PWSU 05010203	PWSU 05010302	PWSU 05010303	PWSU 06010102	PWSU 06010103	PWSU 06010202	PWSU 06010302	PWSU 06010203	PWSU 06010303
	Height (mm)	390			390									
	Width (mm)	290			590	590	890		390		790		1190	
Depth (mm)	745				745									
Wooden slats	+		+			+		+		+		+		
Plastic slats		+			+		+		+		+		+	

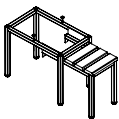
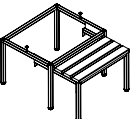
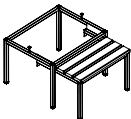
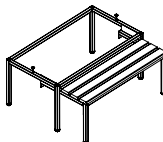
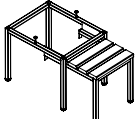
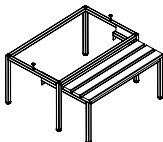
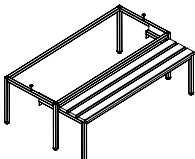


SOCIAL  
FURNITURE

BASES FOR WSU  
WARDROBE LOCKERS

Bases without seating								
	Name		P311 W	P321 W	P331 W	P411 W	P421 W	P431 W
	Code		PWSU 01010101	PWSU 01010201	PWSU 01010301	PWSU 02010101	PWSU 02010201	PWSU 02010301
	Height (mm)		390					
	Width (mm)		290	590	890	390	790	1190
Depth (mm)	490	490						

Bases without seating - economic version								
	Name		P313 W	P323 W	P333 W	P413 W	P423 W	P433 W
	Code		PWSU 05010101	PWSU 05010201	PWSU 05010301	PWSU 06010101	PWSU 06010201	PWSU 06010301
	Height (mm)		390					
	Width (mm)		290	590	890	390	790	1190
	Depth (mm)		490	490				

Extendable bases															
	Pw311 W		Pw321 W		Pw321 W	Pw331 W		Pw411 W		Pw421 W		Pw431 W			
	PWSU 07010102	PWSU 07010103	PWSU 07010202		PWSU 07010203	PWSU 07010302	PWSU 07010303	PWSU 08010102	PWSU 08010103	PWSU 08010202	PWSU 08010203	PWSU 08010302	PWSU 08010303		
	Height (mm)				390										
	Width (mm)		290		590		590		890		390		790		1190
Depth (mm)	745			745											
Wooden slats	+		+		+		+		+		+		+		+
Plastic slats		+			+		+		+		+		+		+



# SOCIAL FURNITURE


## WARDROBE LOCKERS WITH MDF DOORS

Wardroe lockers with MDF board doors combine perfect technical parameters of a metal locker, aesthetics as well as eco-friendliness of an MDF board.


- MDF is a perfect substitute of wood which does not contain any structural imperfections which are common among wooden products such as knots and cracks. Uniform composition and density make it an ideal material. Colourful or woodlike MDF fronts contribute to the extraordinary look of a social locker.
- Doors made of top-quality laminated MDF board.
- Galvanized hinge strips.
- Depending on the type of a social locker, compartments may be equipped with a bar with hooks (MSus 312, 322), meanwhile lockers like Sum have additional higher shelf for storing various items.




AVAILABLE COLOURS FOR MDF DOORS




F 0189  
SPARTA



F 7858  
PUMICE



F 2828  
TROPICAL BLUE



F 1040  
ALPINO



F 7845  
SPECTRUM RED



F 7921  
BIRCH





F 0190  
FINN BEECH

# SOCIAL FURNITURE

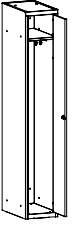
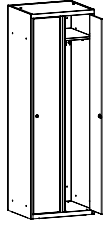
## WARDROBE LOCKERS WITH MDF DOORS

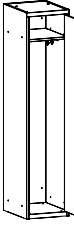
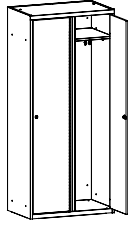
■ Frames of social lockers are made of high-quality steel sheet. Covered with a high-quality powder coating.

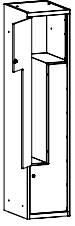
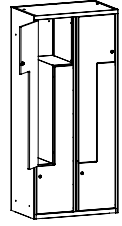
■ 1-point cylinder lock as standard.

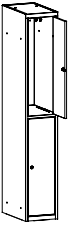
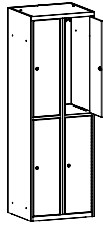


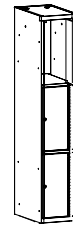
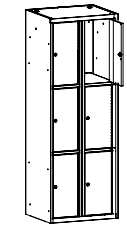

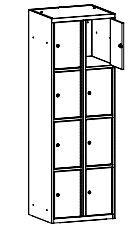
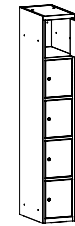
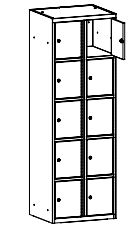
### TECHNICAL SPECIFICATION


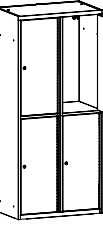
Wardrobe lockers with MDF doors		
	Name	MSum 310MSum 320
	Code	MSU 0101080102MSU 0102080102
	Height (mm)	1800
	Width (mm)	300600
	Depth (mm)	500
	Number of segments	12
	Number of doors	12

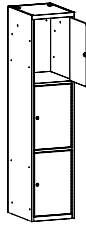
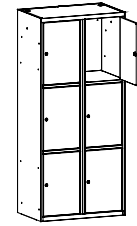
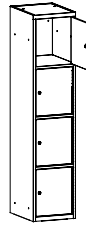
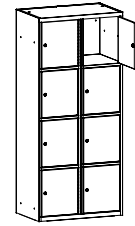
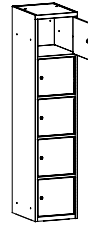
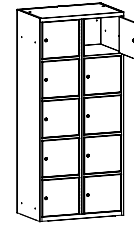
	
Name	MSum 410MSum 420
Code	MSU 0201080103MSU 0202080103
Height (mm)	1800
Width (mm)	400800
Depth (mm)	500
Number of segments	12
Number of doors	12

Wardrobe lockers with MDF doors		
	Name	MSul 41MSul 42
	Code	MSU 0406080104MSU 0407080104
	Height (mm)	1800
	Width (mm)	400800
	Depth (mm)	500
	Number of segments	12
	Number of compartments	24

Wardrobe lockers with MDF doors		
	Name	MSus 312MSus 322
	Code	MSU 0106080104MSU 0107080104
	Height (mm)	1800
	Width (mm)	300600
	Depth (mm)	500
	Number of segments	12
	Number of compartments	24

					
MSus 313	MSus 323	MSus 314	MSus 324	MSus 315	MSus 325
MSU 0111080101	MSU 0112080101	MSU 0116080101	MSU 0117080101	MSU 0121080101	MSU 0122080101
1800					
300	600	300	600	300	600
500					
1	2	1	2	1	2
3	6	4	8	5	10

Wardrobe lockers with MDF doors		
	Name	MSus 412MSus 422
	Code	MSU 0206080104MSU 0207080104
	Height (mm)	1800
	Width (mm)	400800
	Depth (mm)	500
	Number of segments	12
	Number of compartments	24

					
MSus 413	MSus 423	MSus 414	MSus 424	MSus 415	MSus 425
MSU 0211080101	MSU 0212080101	MSU 0216080101	MSU 0217080101	MSU 0221080101	MSU 0222080101
1800					
400	800	400	800	400	800
500					
1	2	1	2	1	2
3	6	4	8	5	10



# SOCIAL FURNITURE

## WARDROBE LOCKERS WITH PLEXIGLASS DOORS

Sus and Sum wardrobe lockers are perfect for school changing rooms, fitness clubs and gyms as well as social rooms where they ensure both tidiness and safety.

- Social lockers with 4 mm thick plexiglass doors give the room an aesthetic and modern look.
- 1-point cylinder lock.
- Depending on the type of a locker, compartments may be equipped with a bar with hooks (MSus 312, 322), meanwhile Sum social lockers may be equipped with an additional higher shelf for storing various items.
- Locker functionality may be extended through equiping it with legs, socles and bases with or without seat.



### STANDARD EQUIPMENT




16 colours  
at no extra charge



various locks



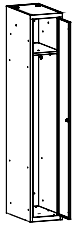
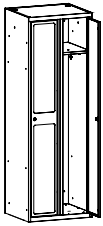
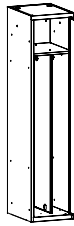
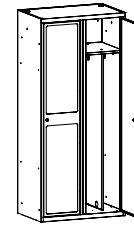
socles, seats, feet, slanted  
tops, etc.



certificates, seals of  
approval, declarations


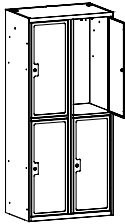
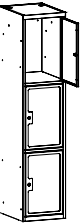
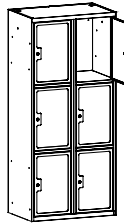
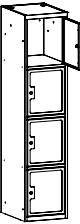
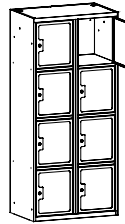
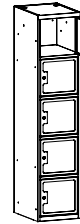
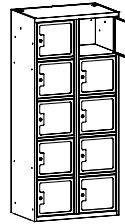
SOCIAL  
FURNITURE

WARDROBE LOCKERS WITH  
PLEXIGLASS DOORS

Wardrobe lockers with plexiglass doors						
	Name	MSum 310		MSum 320	MSum 410	MSum 420
	Code	MSU 0101060102		MSU 0102060102	MSU 0201060103	MSU 0202060103
	Height (mm)	1800		1800		
	Width (mm)	300		600	400	800
	Depth (mm)	500		500		
	Number of segments	1		2	1	2
	Number of doors	1		2	1	2



Wardrobe lockers with plexiglass doors										
	Name	MSus 312		MSus 322	MSus 313	MSus 323	MSus 314	MSus 324	MSus 315	MSus 325
	Code	MSU 0106060104		MSU 0107060104	MSU 0111060101	MSU 0112060101	MSU 0116060101	MSU 0117060101	MSU 0121060101	MSU 0122060101
	Height (mm)	1800		1800						
	Width (mm)	300		600	300	600	300	600	300	600
	Depth (mm)	500		500						
Number of segments	1	2	1	2	1	2	1	2		
Number of compartments	2	4	3	6	4	8	5	10		

Wardrobe lockers with plexiglass doors										
	Name	MSus 412		MSus 422	MSus 413	MSus 423	MSus 414	MSus 424	MSus 415	MSus 425
	Code	MSU 0206060104		MSU 0207060104	MSU 0211060101	MSU 0212060101	MSU 0216060101	MSU 0217060101	MSU 0221060101	MSU 0222060101
	Height (mm)	1800		1800						
	Width (mm)	400		800	400	800	400	800	400	800
Depth (mm)	500		500							
Number of segments	1	2		1	2	1	2	1	2	
Number of compartments	2	4		3	6	4	8	5	10	



# SOCIAL FURNITURE

## WARDROBE LOCKERS WITH ROUNDED DOORS

Wardrobe lockers are indispensable in any room. Wardrobe lockers with rounded doors are an interesting and original suggestion thanks to the design and elegance. It matches perfectly any office room as well as an open-space area.

- Depending on the type of the locker, compartments may be equipped with a bar with hooks (MSus 312, 322), meanwhile Sum lockers may be equipped with an additional higher shelf to store various items.



### ADVANTAGES OF LOCKERS




16 colours  
at no extra charge



various locks



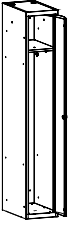
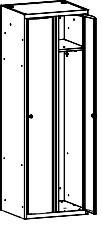
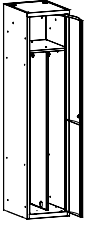
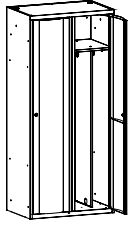
slanted tops, socles, feet,  
seats etc.



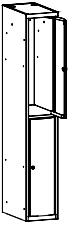
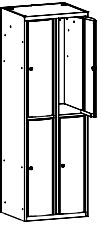
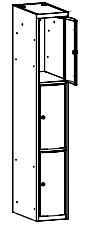
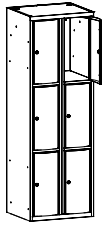
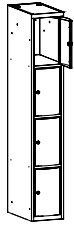
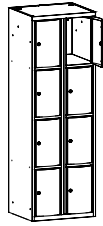
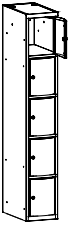
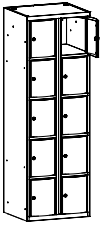
certificates, seals of  
approval, declarations


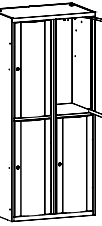
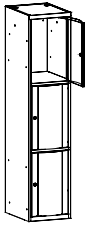
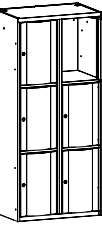
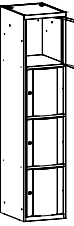

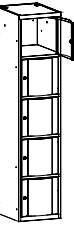
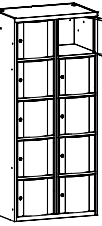
# SOCIAL FURNITURE

## WARDROBE LOCKERS WITH ROUNDED DOORS

Wardrobe lockers with rounded doors					
Name	MSum 310	MSum 320		MSum 410	MSum 420
Code	MSU 0101140102	MSU 0102140102		MSU 0201140103	MSU 0202140103
Height (mm)	1800			1800	
Width (mm)	300	600		400	800
Depth (mm)	500			500	
Number of segments	1	2		1	2
Number of doors	1	2		1	2



Wardrobe lockers with rounded doors									
Name	MSus 312	MSus 322		MSus 313	MSus 323	MSus 314	MSus 324	MSus 315	MSus 325
Code	MSU 0106140104	MSU 0107140104		MSU 0111140101	MSU 0112140101	MSU 0116140101	MSU 0117140101	MSU 0121140101	MSU 0122140101
Height (mm)	1800			1800					
Width (mm)	300	600		300	600	300	600	300	600
Depth (mm)	500			500					
Number of segments	1	2		1	2	1	2	1	2
Number of compartments	2	4		3	6	4	8	5	10

Wardrobe lockers with rounded doors									
Name	MSus 412	MSus 422		MSus 413	MSus 423	MSus 414	MSus 424	MSus 415	MSus 425
Code	MSU 0206140104	MSU 0207140104		MSU 0211140101	MSU 0212140101	MSU 0216140101	MSU 0217140101	MSU 0221140101	MSU 0222140101
Height (mm)	1800			1800					
Width (mm)	400	800		400	800	400	800	400	800
Depth (mm)	500			500					
Number of segments	1	2		1	2	1	2	1	2
Number of compartments	2	4		3	6	4	8	5	10



# SCHOOL FURNITURE

## MSU SCHOOL LOCKERS

- School lockers are made of top-quality powder coated steel. We use powder coatings from the leading global manufacturers. A wide range of standard colours – 16 RAL colours.
- Optionally - powder coating with OMBRE effect – registered industrial design.
- Lockers are in compliance with Polish and European regulations and hygienic certificate issued by PZH (National Institute of Public Health).



### ADVANTAGES OF LOCKERS



wide range of standard equipment



16 colours at no extra charge



various locks



slanted tops, socles, seats, feet etc.



various prices



certificates, seals of approval, declarations

SCHOOL FURNITURE

MSU SCHOOL LOCKERS

- School lockers may be placed:
  - directly on the floor,
  - on socles (for WSU lockers) - total height on the socles is 1590 mm,
  - on base(for WSU lockers)- total height on the base is 1840 mm,
  - on special request they can be made on legs - total height on legs is 1590 mm.

- There is a possibility of adding a 200 mm high slanted top.

School lockers come in two versions:

- MSum...S wardrobe lockers,
- MSus...S lockers with compartments.

- MSum...S wardrobe lockers are equipped with:

- two bookshelves,
- a shoe shelf,
- 2 hooks for clothes fixed to the side of the shelf,
- a self-adhesive nameplate attached to the doors,
- a door limiter, the opening angle of the door is 90°,
- cylinder lock or lock for a padlock,
- other lock options - on special request.

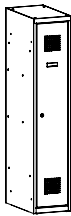
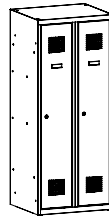
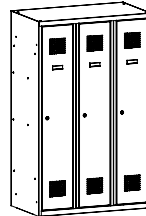

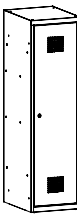
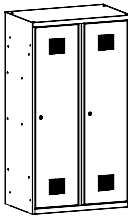
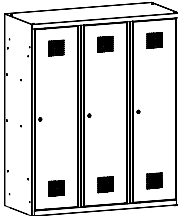
- MSus...S lockers with compartments are equipped with:


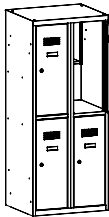
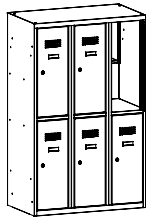

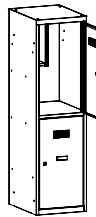
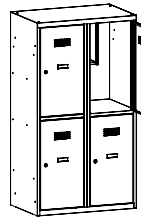
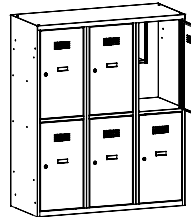
- a self-adhesive nameplate,
- cylinder lock or lock for a padlock (1-point lock),
- other lock options - on special request (for the range of locks see pages 186-187).

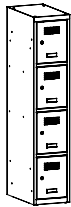
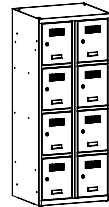



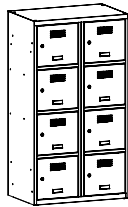

\* registered industrial design



TECHNICAL SPECIFICATION

School lockers								
Name	MSum 310S	MSum 320S		MSum 330S	MSum 340S	MSum 410S	MSum 420S	MSum 430S
Code	MSU0501020105	MSU0502020105		MSU0503020105	MSU0504020105	MSU0601020105	MSU0602020105	MSU0603020105
Height (mm)	1450			1450				
Width (mm)	300	600		900	1200	400	800	1200
Depth (mm)	500		500					
Number of segments	1	2	3	4	1	2	3	

School lockers								
Name	MSus 312S	MSus 322S		MSus 332S	MSus 342S	MSus 412S	MSus 422S	MSus 432S
Code	MSU 0506020107	MSU 0507020107		MSU 0508020107	MSU 0509020107	MSU 0606020107	MSU 0607020107	MSU 0608020107
Height (mm)	1450			1450				
Width (mm)	300	600		900	1200	400	800	1200
Depth (mm)	500		500					
Number of compartments	2	4	6	8	2	4	6	

School lockers								
Name	MSus 314S	MSus 324S		MSus 334S	MSus 344S	MSus 414S	MSus 424S	MSus 434S
Code	MSU0516020101	MSU0517020101		MSU0518020101	MSU0519020101	MSU0616020101	MSU0617020101	MSU0618020101
Height (mm)	1450			1450				
Width (mm)	300	600		900	1200	400	800	1200
Depth (mm)	500		500					
Number of compartments	4	8	12	16	4	8	12	



# SCHOOL FURNITURE

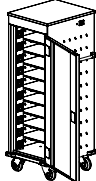
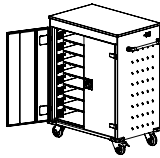
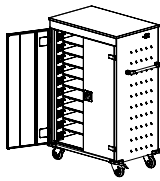
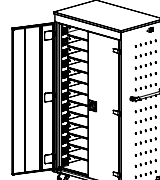
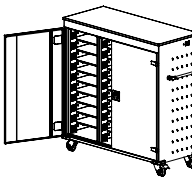
## E-CLASS

### WNL+ LAPTOP TROLLEYS

- WNL+ laptop trolleys for safe storage and batteries recharge.
- Trolleys are to be supplied with ~230V. Electrical wiring consists of a removable power strip equipped with n number of sockets with ground and a system for sequential connection of devices.
- To increase safety and reliability, the trolley is equipped with a system maintaining low load of the electrical wiring during switch on.
- In case of failure or damage, overload protection reduces risk of fire and electrocution.
- Doors locked with a 2-point lock. Top of the trolley covered with 18 mm thick melamine board, E-1 hygienic class. Body with ventilation holes for air circulation (cooling of charging devices).
- Wide range of accessories, such as a router, a network switch, D class overvoltage circuit, a separable power cord.



#### TECHNICAL SPECIFICATION

Trolleys for laptops						
	Name	WNL 110+	WNL 208+			
	Code	WNL 0514061004	WNL 0615051004	WNL 0614051004	WNL 0616051004	WNL 0714051004
	Height (mm)	1250	1060	1250	1540	1250
	Width (mm)	530	920	920		1310
	Depth (mm)	540		540		
Number of compartments	10	16	20	26	30	



# SCHOOL FURNITURE E-CLASS

## WNL+ LAPTOP TROLLEYS

- Melamine top of the trolley can be used as a workspace.
- Body with ventilation holes for air circulation.
- Maximum size of stored device is 96 x 340 x 470 mm (17").
- Steel body painted with top-quality powder coat.
- Trolleys with declaration of compliance with the LVD 2014/35/EU Directive of the European Parliament regarding safety of use.



### MEDALIST TROLLEY



## TECHNICAL SPECIFICATION



### Work safety

Power strip equipped with sockets with grounding, and a system for sequential connection of devices. Trolleys with declaration of compliance with the LVD 2014/35/EU Directive of the European Parliament regarding safety of use.



### Mobility

Mobile thanks to 100 mm diameter swivel wheels covered with non-marking rubber (2 of them with brakes).



### Ergonomics

Handles mounted on both sides and the top make the trolley easy to use. An inseparable power cord (a separable power cord available as an option). Side mounted cable reel. Resettable overload fuse and illuminated power switch.



### Security

Doors locked with a 2-point lock. Bottom edges of trolleys are secured with rubber corner protectors.



### Ventilation

Body with ventilation holes for air circulation.



### Additional equipment:

- Router
- Network switch
- D class overvoltage circuit
- Separable power cord



# SCHOOL FURNITURE

## E-CLASS

### WNT TROLLEYS FOR TABLETS

Tablet trolley with function of battery charging is used to store and transport 32 tablets + 1 laptop. It is ideal for schools, colleges, libraries, conference rooms – anywhere where there is a need for secure storage and simultaneous tablets charging.


- The trolley is equipped with:
  - A socket for charging laptops,
  - inserts made out of incombustible foam allowing to store 32 tablets (maximal size per one tablet is 12x205x295 mm, ~12,2”),
  - numbered compartments,
  - a shelf (100x340x520 mm) with a socket for laptop,
  - handles on both sides,
  - four 100 mm diameter swivel wheels (made out of non-marking rubber) of 150 kg load capacity per wheel, two of them with breaks,
  - side edges of trolley are secured with rubber corners,
  - 2-point lock,
  - a top,
  - ventilation openings for air circulation in the body,
  - a three-metre-long supply cable,
  - a handle on the side for reeling of supply cable.

#### Advantages of WNT trolley:

- possibility of simultaneous charge of up to 32 devices (tablet, smartphone and additionally one laptop),
- each USB port equipped with LED diode confirming proper functionality,
- double circuit-breaker protection and protection against overload,
- protection against overheating,
- implementation of single loading time limiter (up to 10 hours) to safe the batteries of currently charging devices and to decrease energy consumption.



#### TECHNICAL SPECIFICATION

Trolleys for tablets	
Name	WNT 33
Code	WNL0917050604
Height (mm)	1050
Width (mm)	730
Depth (mm)	440
Number of compartments	for 32 tablets + 1 laptop



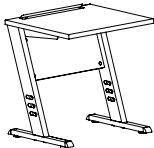



## Q8 SCHOOL DESKS

A very functional school desk of a stable and rigid construction, equipped with feet adjustable in scope of 15 mm.



## TECHNICAL SPECIFICATION

Q8 school desks		
Name	Q8	
Code	XXXP 010029C	
Height (mm)	720	
Width (mm)	700	
Depth (mm)	580	
Additional information		


Q8B
XXXP 010029D
760
800
700
Desk with a cable pass through





SOCIAL  
FURNITURE

LAPTOP & MOBILE PHONE  
LOCKERS

LOCKERS FOR LAPTOPS

- Laptop lockers are designed to secure laptops and to charge their batteries during storage.
- Inside the body there is a power strip mounted with sockets to connect chargers.
- Locker for laptops without electric installation is also available.

LOCKERS FOR MOBILE PHONES


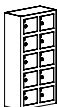
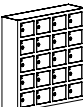
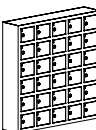
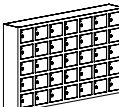



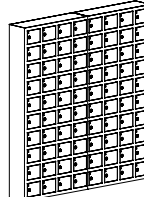
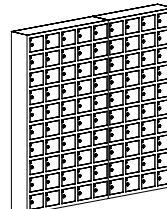
- Lockers to store mobile phones are used in the pass control offices, agencies, institutions, libraries, reading rooms and other places where mobile phones are forbidden.
- These lockers can also be used as key (or other items) deposits.



TECHNICAL SPECIFICATION

Lockers for laptops		
Name	SZNL 4110 locker for laptops	
Code	SZNL 0101010101	SZNL 0101010104
Height (mm)	1800	
Width (mm)	400	
Depth (mm)	520	
Number of compartments	10	
Description	Locker without electric installation	Locker with electric installation



WSS lockers for mobile phones												
	Name	WSS 5	WSS 10		WSS 20	WSS 30	WSS 35	WSS 50	WSS 55	WSS 60	WSS 80	WSS 90
	Code	WSS 06010601	WSS 01010101		WSS 02010201	WSS 03020301	WSS 07010701	WSS 03030801	WSS 03040901	WSS 04030401	WSS 05030501	WSS 08031001
	Height (mm)	780			930	780	1530	1680	1530			
	Width (mm)	210	390		750	930	1290	930		1110	1470	1650
Depth (mm)	200			200								
Number of compartments	5	10	20		30	35	50	55	60	80	90	

# SOCIAL FURNITURE

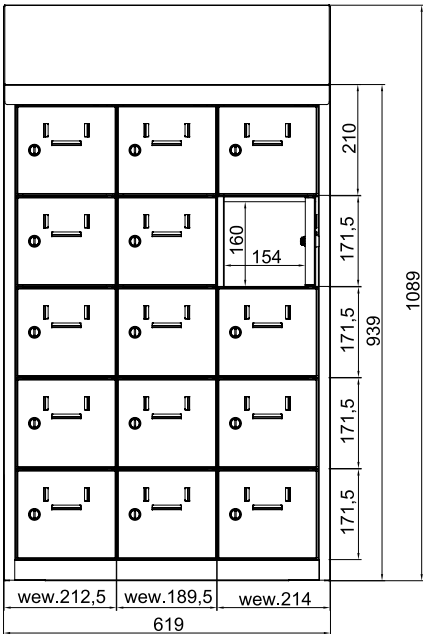
## HANGING CANTEEN LOCKERS

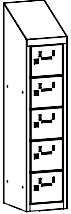
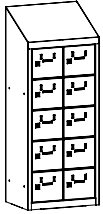
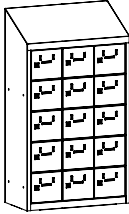
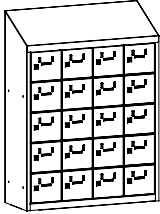
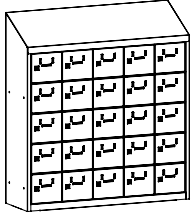
Canteen lockers to store food products and personal items are perfect for such places as canteens or buffets.

- Thanks to specially designed openings it is possible to hang the lockers on the wall and to fix the lockers together to make larger sets.
- Each compartment is equipped with place for name-plate indicating the owner of the compartment.
- 2 keys for each compartment.
- There is a possibility of ordering a ‘Master’ key which can open every compartment.
- In addition, lockers are equipped with slanted tops that help maintain cleanliness.



### TECHNICAL SPECIFICATION



Canteen lockers					
Name	SUS 215W	SUS 225W	SUS235W	SUS 245W	SUS 255W
Code	SUS 0821050601	SUS 0822050601	SUS 0823050601	SUS 0824050601	SUS 0825050601
Height (mm)	1090		1090		
Width (mm)	240	430	620	810	1000
Depth (mm)	300		300		
Number of compartments	5	10	15	20	25



# SOCIAL FURNITURE



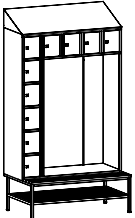
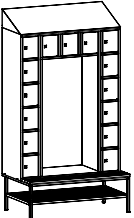
## SZOS CHANGING ROOM LOCKERS

Open changing room lockers are perfect for social areas where it is unnecessary to close pieces of clothing in separate lockers.

- A set of changing room lockers consists of an open space with a garment rail and compartments (except for Szos0).
- Szos0 is equipped with a garment bar and a shelf above the bar.
- A set includes a base made of wooden slats, a perforated shoe shelf and a slanted top.



### TECHNICAL SPECIFICATION

Changing room lockers						
	Szos 0	Szos 5			Szos 10	Szos 15
Name	Szos 0				Szos 10	
Code	SZOG 0101010101				SZOG 0101030201	
Height (mm)	2190				2190	
Width (mm)	1175				1175	
Depth (mm)	490/745				490/745	
Number of compartments	0	5			10	15

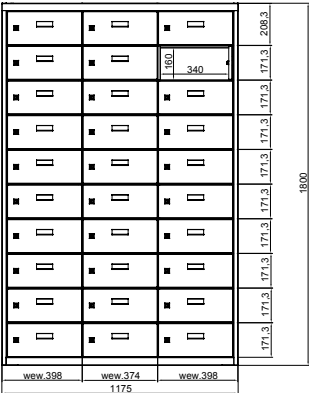
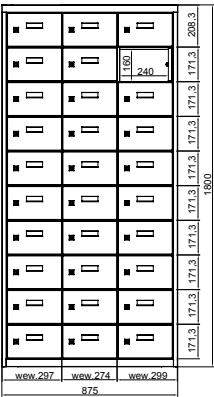


# SOCIAL FURNITURE

## STANDING CANTEEN LOCKERS

STANDING CANTEEN LOCKER – standing, multicompartment. After opening the door there is an easy access to the interior of the locker. Food products or personal items may be stored in the locker, they are also perfect for buffets, dining rooms or canteens.

- Standard lock - 1-point cylinder lock.
- Standing canteen lockers (500mm and 300mm deep) can be also equipped with:
  - legs,
  - a slanted top:
    - 500mm deep canteen lockers will be equipped with 200mm high slanted top,
    - 300mm deep canteen lockers will be equipped with 120mm high slanted top.



### TECHNICAL SPECIFICATION

Standing canteen lockers 300 mm deep				
	Name	MSUs 3110MSUs 3210	MSUs 3310MSUs 3410MSUs 4110MSUs 4210MSUs 4310	
	Code	MSU 1726120101MSU 1727120101	MSU 1728120101MSU 1729120101MSU 1826120101MSU 1827120101MSU 1828120101	
	Height (mm)	1800		
	Width (mm)	325600	87511504258001175	
	Depth (mm)	300		
	Number of compartments	1020	3040102030	
Canteen lockers				
	Name	MSUs 3110MSUs 3210	MSUs 3310MSUs 3410MSUs 4110MSUs 4210MSUs 4310	
	Code	MSU0126120101MSU0127120101	MSU0128120101MSU0129120101MSU0226120101MSU0227120101MSU0228120101	
	Height (mm)	1800		
	Width (mm)	325600	87511504258001175	
	Depth (mm)	500		
	Number of compartments	1020	3040102030	




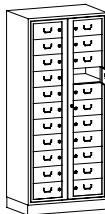
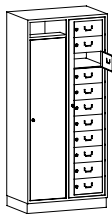
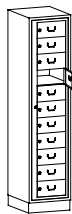
## KBS LOCKERS FOR DIRTY AND CLEAN CLOTHING STORAGE

KBS locker is a very practical type of metal furniture both for the distribution of health and safety products and for dirty clothes storage.

- 



## TECHNICAL SPECIFICATION

KBS lockers						
	Name	KBS 1		KBS 2	KBS 3	KBS 4
	Code	KBS 01050201		KBS 03050601	KBS 02050201	KBS 04050601
	Height (mm)	1900		1900		
	Width (mm)	1225		820	840	435
	Depth (mm)	500		500		
Number of compartments	22 + a drop slot	22		11 + a drop slot	11	

Provides easy access to health and safety products and / or storage of dirty clothes.

Reduces the cost of health and safety products.

Control of health and safety products consumption.

A possibility of giving back and collecting new products in one place.



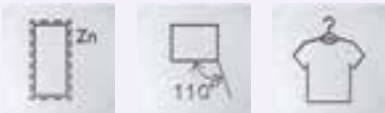
# SOCIAL FURNITURE

## SMD LOCKERS FOR CLEANING ACCESSORIES

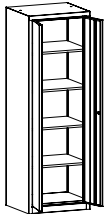
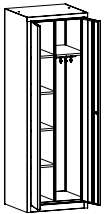
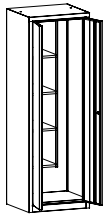
Multifunctional cabinets are used to store clothes, cleaning agents, buckets, brushes, etc. They facilitate work of social workers and cleaning services.

### FUNCTIONALITY

- Depending on the needs SMD cabinet is equipped with:
- 4 non-adjustable shelves (SMD 60) or
  - a compartment with shelves and wardrobe section (SMD61) or
  - a compartment with shelves and a compartment for a bucket and a brush (SMD 62).



### TECHNICAL SPECIFICATION

SMD lockers			
	Name	SMD 60	SMD 61
	Code	SAU 0401030201	SAU 0401030401
	Height (mm)	1800	
	Width (mm)	600	
	Depth (mm)	500	
			SMD 62
			SAU 0401030501
			1800
			600
			500





# SOCIAL FURNITURE

## MPO METAL RECYCLING BIN

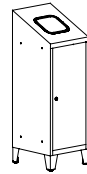
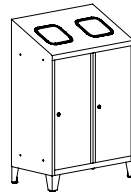
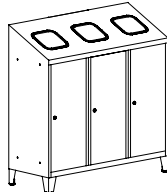
Containers designed for internal use for various types of waste: plastic, paper, glass.

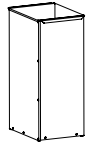
- The body made of 0,8-1,0 mm thick steel, covered with structure powder coating.
- Slanted top prevents waste from piling up on the top of the container.
- Self-closing lids prevent odours.
- Containers allow gathering waste in 120-litre disposal bags or in internal galvanized metal containers of the following dimensions: 700x295x357 mm.
- Easy access to containers is possible due to frontal winged doors locking with a free-turning lock with a possibility of padlock locking.
- Extendable frame for disposal bags placed on full-extension ball bearing slides facilitates the access to disposal bags that are placed on a frame by pressing it down with the upper part of the frame mounted on hinges.



### SIMPLE CHANGE OF A DISPOSAL BAG



MPO metal recycling bin											
	Name	MPO 01r		MPO 01k	MPO 02r	MPO 02k	MPO 02rk	MPO 03r	MPO 03k	MPO 03rrk	MPO 03kkr
	Code	PNO 0101010301		PNO 0101010201	PNO 0201010301	PNO 0201010201	PNO 0401020101	PNO 0301010301	PNO 0301010201	PNO 0301010601	PNO 0301010501
	Height (mm)	1220		1220							
	Width (mm)	400		800			1200				
	Depth (mm)	450		450							
	Number of segments	1		2			3				
Equipment	1 frame for bags	1bin	2 frames for bags	2bins	1 frame for bags +1 bin	3 frames for bags	3 bins	2 frames for bags +1 bin	2 bins +1 frame for bags		


Galvanized bin	
Name	MPO k Galvanized metal bin
Code	XPNO 01010101
Height (mm)	700
Width (mm)	295
Depth (mm)	357



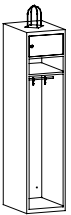
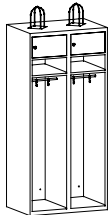
# SOCIAL FURNITURE

## WARDROBE LOCKERS FOR FIREFIGHTERS

- Wardrobe lockers for firefighters are used to store clothes that firefighters use during a fire fighting action.
- **Corrosion protection** – the whole locker is made of galvanized steel.
- We produce lockers for firefighters and police officers for all European markets. We would like to present the lockers produced on customer special requests.



### TECHNICAL SPECIFICATION, STANDARD EQUIPMENT

Wardrobe lockers for firefighters		
	SUS 41	SUS 42
Name	SUS 41	SUS 42
Code	SST 07010201	SST 08010201
Height (mm)	1950	
Width (mm)	400	800
Depth (mm)	550	
Equipment	A bar with hooks for clothes, a helmet holder	



shelf



cylinder lock



helmet holder



perforated bottom



# SOCIAL FURNITURE

## WARDROBES WITH HEATING AND VENTILATION FOR CLOTHES DRYING

## LOCKERS WITH HEATING AND VENTILATION

Lockers with heating and ventilation were designed to dry wet clothes, shoes and gloves in closed rooms. They are perfect for humid environmental conditions that affect clothes. These may be: construction sites, uniformed services, waterworks, railways, airports, mines, walk-in freezers, skiing resorts and many other.

■ The lockers are made of powder coated steel sheet. They are equipped with connection terminals that enable connecting ventilation duct.

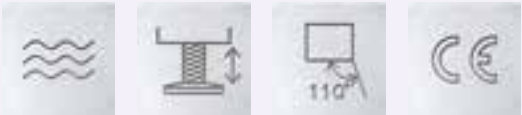
■ There are several combinations of available lockers for clothes drying:

- a locker with ventilation and a socket which enables connecting 3 lockers in string,
- a locker with heating and ventilation,
- a locker with internal partitions walls, with heating and ventilation,
- a locker with heating, ventilation, time switch and a socket which enables connecting 3 lockers in string.

- Safety:
- CE symbol,
  - IP 21 resistance class,
  - thermal protection against overheating.

## CABINET FOR CLOTHES AND SHOES DRYING

A cabinet for drying clothes and shoes for 10 sets of work clothing. It is equipped with a bar to hang damp clothes and bottom compartment with 20 pipes for damp shoes. Long pipes enable hanging high working boots. A cabinet with adjustable feet and handles on its sides to move the cabinet easily. A plastic transparent curtain protects from excessive heat loss and enables an easy access to the dried clothes. Cabinet made out of fire galvanized steel sheet. NOTE: The cabinet comes only in an uncoated version.



### TECHNICAL SPECIFICATION

Cabinet for clothes and shoes drying	
Name	Cabinet for clothes and shoes drying
Code	XXXX 020055
Height (mm)	1971
Width (mm)	1515
Depth (mm)	500
Equipment	<ul style="list-style-type: none"><li>- a bar for clothes,</li><li>- 20 pipes for shoes,</li><li>- 2 heating and ventilation modules,</li><li>- 2 moves to move the cabinet,</li><li>- adjustable feet.</li></ul>

Locker with heating and ventilation				
Name	SUM 421	SUM 421	SUM 421	SUM 421
Code	SUMW 0701030214	SUMW 0701030215	SUMW 0701030219	SUMW 0701030230
Height (mm)	1940			
Width (mm)	800			
Depth (mm)	490			
Equipment	<ul style="list-style-type: none"><li>- ventilation</li><li>- 1000 W heating</li></ul>	<ul style="list-style-type: none"><li>- ventilation</li><li>- 1000 W heating</li><li>- partition walls in compartments</li></ul>	<ul style="list-style-type: none"><li>- ventilation and 1000 W heating,</li><li>- partition walls in compartments</li><li>- a time switch,</li><li>- a socket allowing to connect 3 cabinets</li></ul>	<ul style="list-style-type: none"><li>-ventilation,</li><li>- a socket allowing to connect 3 cabinets</li></ul>



# SOCIAL FURNITURE

## CABINET FOR SPORTS EQUIPMENT

- Locker with a possibility to freely configure the following equipment:
  - hooks e.g. for skipping ropes, hula-hoops,
  - shelves (for plastrons),
  - a frame drawer with dividers (for bow-shaped handles, javelins),
  - the possibility of mounting a lockable compartment onto the drawer to store stopwatches, whistles and other small items.
- The elements mentioned above are in our standard offer and are height adjustable. Perforated doors with full opening and 2- point lock.



### TECHNICAL SPECIFICATION

Cabinet for sports equipment	
Name	Sbm 212 for sports equipment
Code	SNSS 11032037
Height (mm)	1990
Width (mm)	1200
Depth (mm)	500
Number of segments	1





SOCIAL  
FURNITURE

TABLES, BENCHES, CHAIRS  
AND COAT HANGER STANDS

A perfect supplement of changing rooms and social rooms  
are benches, stands, chairs and tables.

OFFER OF BENCHES



single benches - frame  
made of closed profile  
(Łsz 3, Łsz 3a)



one-side benches with  
support and hooks  
(Łsz 1, Łsz1a)



double-side benches with  
support and hooks  
(Łsz 2, Łsz 2a)

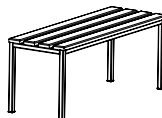

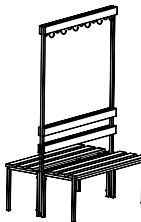


single benches - frame  
made of tubular steel  
(ŁO)





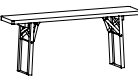




single benches made of  
solid wood – folding metal  
frame (BS)

TECHNICAL SPECIFICATION

Benches								
	Name	Łsz 3		Łsz 3a	Łsz 1	Łsz 1a	Łsz 2	Łsz 2a
	Code	LSZ 050205		LSZ 060205	LSZ 010101	LSZ 020101	LSZ 030102	LSZ 040102
	Height (mm)	405		1650				
	Width (mm)	1000		1500	1000	1500	1000	1500
	Depth (mm)	355		380		730		



Tables, benches, chairs and coat hanger stands								
	Name	KD	ŁO 12	ŁO 16	ŁO 20	Ławka BS	Stół BS	WPPS 1
	Code	KKD	LO 01010101	LO 02010101	LO 03010201	ŁAWKA BS	STÓŁ BS	PPSW 010101
	Height (mm)	780/450	460	460		480	780	1845
	Width (mm)	460	1200	1600	2000	2200		600
	Depth (mm)	500	440	440		250	600	
Description		chair	bench	bench		garden bench	garden table	stand

# SOCIAL FURNITURE

## BESPOKE FURNITURE -examples

In response to market demand apart from our standard offer we also produce bespoke furniture.

Modern machinery and experienced technical crew allow us to accomplish even the most complicated orders.



## CUSTOMISED PRODUCTS



HPL lockers



plexiglass doors



additional compartments



different perforations



various equipment



additional shelves



# SOCIAL FURNITURE

## BESPOKE FURNITURE -examples

A wide variety of colours is our asset.

Modern machinery and experienced technical crew allow us to perform even the most complicated orders.



## CUSTOMISED PRODUCTS



outstanding colours



full RAL palette available



rounded doors



lockers with compartments



various types of lockers



lockers for younger pupils



# MEDICAL FURNITURE

*Furniture  
you can depend on*





# MEDICAL FURNITURE

## TABLE OF CONTENTS

SML cabinets for doctors	252
SZK Filing cabinets	256
Doctor's Office	260
SZL Medical cabinets	264
STL Surgery tables	266
Bedside cabinets	268
Acidproof steel furniture	270


From the range of metal furniture we offer our medical furniture including:

- cabinets for doctors,
- hanging cabinets,
- surgical tables,
- tables for dressing materials,
- bedside cabinets.

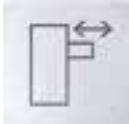
The furniture we offer makes perfect, high-quality equipment for modern doctor's offices, laboratory rooms, scientific research facilities, hospitals, pharmacies and other medical rooms.

We offer also medical furniture made of acidproof steel. The possibility to install wheels into tables and cabinets guarantees appropriate functional properties.

The furniture is coated with chemical resistant powder – in colours according to the RAL palette.



Sizes



Drawers on full extension ball bearing slides



Anti-tilt system



Central lock



Height adjustable feet



Possibility of hanging clothes



Elements for levelling



Maximum load capability of drawers 50 kg



On wheels



Adjustable shelves



Maximum load capacity of shelves 5 kg



Maximum load capacity of shelves 25 kg

# MEDICAL FURNITURE

## SML CABINETS FOR DOCTORS

Cabinets for doctors are perfect for equipping doctor's offices, pharmacies and other medical rooms.

- Cabinet doors are made with tempered glass.
- Glass shelves are adjustable every 25 mm.
- The door handle is equipped with a 2-point lock.



### STANDARD EQUIPMENT



tempered glass on the doors



glass shelves - adjustable every 25 mm



2-point lock



cabinet with a lockable lower compartment



cabinets on wheels available



antistatic wheels, swivel, two with brakes, not leaving scuff marks on the floor

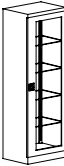


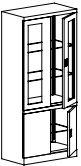
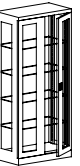



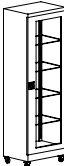


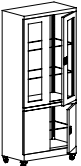
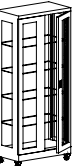
# MEDICAL FURNITURE

## SML CABINETS FOR DOCTORS

- The cabinets made of acid-proof steel are also available - at extra charge.
- It is possible to order a cabinet on wheels which allow for easy movement.
- Swivel wheels are antistatic, do not leave scuff marks on the floor, and two are with brakes.
- Wheels to be installed after the delivery - in order to avoid transport damages.



							
Name	Sml 101	Sml 112		Sml 103	Sml 114	Sml 115	Base
Code	SML 0101020101	SML 0201030101		SML 0301030101	SML 0201050401	SML 0201030701	PSUM 31060101
Height (mm)	1800			1800			140
Width (mm)	600	800		1000	800		600
Depth (mm)	435			435			434
Equipment	- 4 glass shelves			- 4 glass shelves	- in the lower part: lockable compartment with a glass shelf - in the upper part: glass shelves	4 glass shelves - glass sides of the cabinet	- the base – made of square steel profile - adds 140 mm to the height of the cabinet - adjustable feet

						
Name	Sml 111	Sml 102		Sml 113	Sml 104	Sml 105
Code	SML 0101020102	SML 0201030102		SML 0301030102	SML 0201050402	SML 0201030702
Height (mm)	~ 1900			~ 1900		
Width (mm)	600	800		1000	800	
Depth (mm)	435			435		
Equipment	- wheels - 4 glass shelves			- wheels - 4 glass shelves	- wheels - in the bottom part: Lockable compartment - in the upper part: glass shelves	- 4 glass shelves



# MEDICAL FURNITURE

## SZK FILING CABINETS

Filing cabinets for A5, B6, A6 size files are the most commonly used for patient cards.

- Drawers are mounted on double extension ball bearing slides, protected against falling out.
- Central lock.
- Self-adhesive nameplate for every drawer.
- Cabinets meet the requirements of storing documents in compliance with GDPR.



### ADVANTAGES OF CABINETS



in compliance with GDPR



most common sizes used in medicine



central lock



every drawer with a self-adhesive nameplate



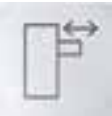

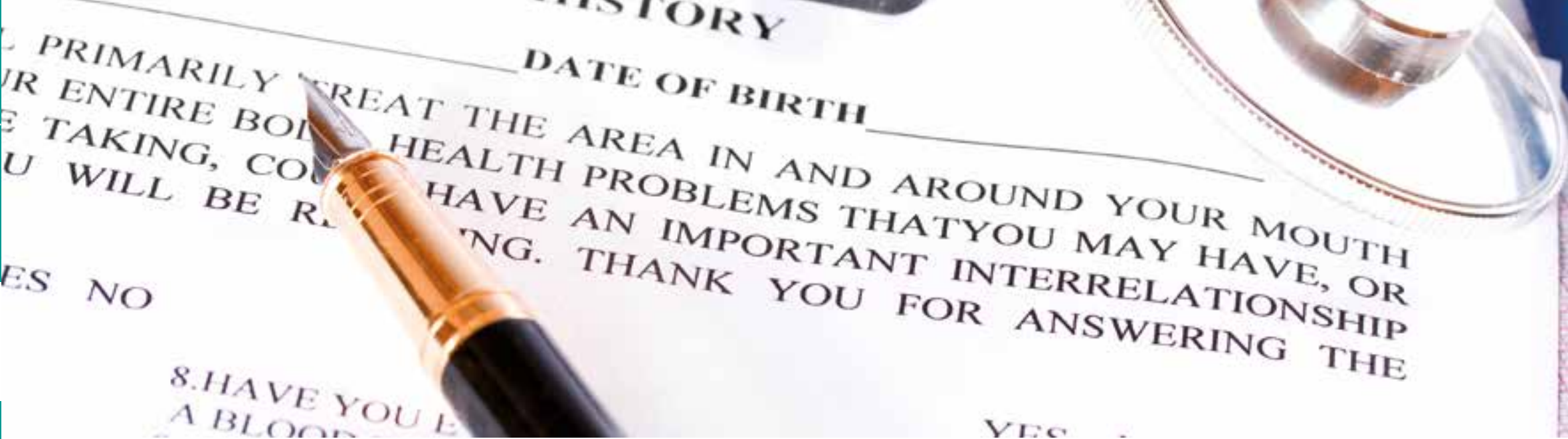
double extension ball bearing slides protected against falling out



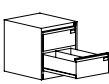

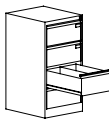
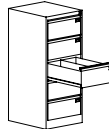
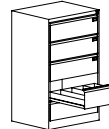
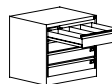
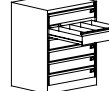
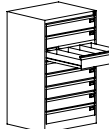
MEDICAL  
FURNITURE

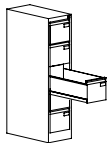
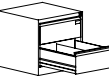
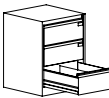
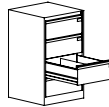
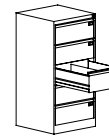
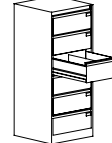
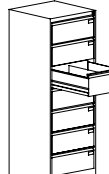
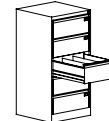
SZK FILING CABINETS

- Filing cabinets for A5, B6, A6 size files are the most commonly used for patient cards.
- Drawers are mounted on double extension ball bearing slides, protected against falling out.
- Central lock.
- Self-adhesive nameplate for every drawer.
- Cabinets meet the requirements of storing documents in compliance with GDPR.



TECHNICAL SPECIFICATION

									
Name	Szk 304/2	Szk 304/3		Szk 304/4	Szk 304	Szk 305	Szk 103	Szk 203	Szk 303
Code	SZK 03063401	SZK 03073501		SZK 03083601	SZK 03031101	SZK 02031301	SZK 02011401	SZK 02021501	SZK 02031601
Height (mm)	605	830		1060	1285		715	1000	1285
Width (mm)	545			545		775	775		
Depth (mm)	630			630		630	630		
Number of shelves	2	3		4	5		4	6	8
Number of rows in a drawer	2			2		4	4		
Interior dimensions in drawers (mm)	Height x width x depth 187 (front 223) x 460 x 585			Height x width x depth 187 (front 223) x 460 x 585		Height x width x depth 100 (front 223) x 690 x 585	Height x width x depth 100 (front 137) x 690 x 585		
Size	A5 horizontally			A5 horizontally		A5 vertically	A6		

									
Name	Szk 318/1/5	Szk 318/2		Szk 318/3	Szk 318/4	Szk 318	Szk 318/6	Szk 318/7	Szk 319
Code	SZK 11035002	SZK 09064502		SZK 09074602	SZK 09084702	SZK 09032102	SZK 09134802	SZK 09154902	SZK 09032202
Height (mm)	1285	605		830	1060	1285	1510	1740	1285
Width (mm)	345	610		610					
Depth (mm)	630			630					
Number of shelves	5	2		3	4	5	6	7	5
Number of rows in a drawer	1	2		2					3
Interior dimensions in drawers (mm)	Height x width x depth 150 (front 223) x 262 x 585			Height x width x depth 150 (front 223) x 262 x 585					Height x width x depth 150 (front 223) x 522 x 585
Size	B5 horizontally			B5 horizontally					215 x 170 mm

# MEDICAL FURNITURE

## DOCTOR'S OFFICE


Our range of medical cabinets allow to arrange the whole doctor's office. The presented visualizations are just a few suggestions. The final choice belongs to you.



### EQUIPMENT SUGGESTIONS



small, practical desks



a wide range of filing cabinets



accessories



drawer adapted to store patient's cards



# MEDICAL FURNITURE

## DOCTOR'S OFFICE

We recommend few types of desks designed for a doctor's office:

- small, highly functional STB desks with mobile pedestals,
- ZBM 304 desks with rounded top and with SZP mobile pedestal,
- a small desk with a box of drawers to store patients' cards.

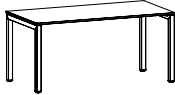
■ There is a possibility of fixing the box from any side.

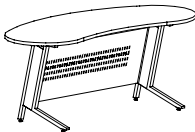
■ For available colours of tops - see page 142.

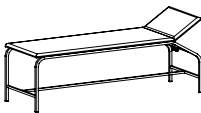
■ As an addition to medical furniture we offer an exam couch, a stool, and a curtain – indispensable in a doctor's office.







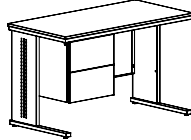
## TECHNICAL SPECIFICATION

Desks		
Name	Stb 1060	Stb 1080
Code	MST 0101010101	MST 0601010101
Height (mm)	745÷770	
Width (mm)	1000	
Depth (mm)	600	800



'Alicja' furniture set		
Name	Zbm 304	
Code	STBJ 16020705	
Height (mm)	740	
Width (mm)	1800	
Depth (mm)	800	
Equipment	- melamine top	

Accessories		
Name	Examination couch	
Code	KOZETKA	
Height (mm)	520	
Width (mm)	560	
Depth (mm)	1880	
Description	- an adjustable headrest	

Mobile pedestals				
Name	Szp 520	Szp 530	Szp 630	Szp 640
Code	MSZP 0101010101	MSZP 0101020101	MSZP 0102030101	MSZP 0102040101
Height (mm)	517		662	
Width (mm)	417			
Depth (mm)	556			
Equipment	- 1 high drawer - 1 low drawer	- 3 low drawer	- 1 high drawer - 2 low drawer	- 4 low drawer

Doctor's desk		
Name	Bim 212s	
Code	BIML 01021419	
Height (mm)	740-770	
Width (mm)	1200	
Depth (mm)	600	
Number of shelves	1	



		
Folding curtain	Curtain	Stool
PARAWANS	PARAWAN	TABORET
1850	1820	410-540
1000		350 mm diameter of seating
		600 mm diameter of base
- on 2 wheels	- on 2 wheels	- upholstered top of the diameter of 350 mm - adjustable height - on wheels

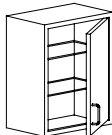
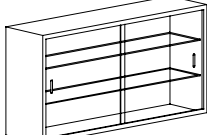
# MEDICAL FURNITURE

## SZL MEDICAL CABINETS

- Functionality of hanging cabinets makes them perfect for any medical facility or laboratory.
- They allow to fully and effectively use the space above the desk.
- They are equipped with sliding glass doors or metal winged doors – with a handle or a magnetic lock.
- The cabinet with metal doors can serve as a first aid kit.



### TECHNICAL SPECIFICATION

Medical cabinets			
			
Name	Szl 101	Szl 102	Szl 103
Code	SZL 01010201	SZL 02010401	SZL 03010401
Height (mm)	500	500	
Width (mm)	400	800	1000
Depth (mm)	250	250	
Description	- a hanging cabinet with single doors with a handle and a magnetic lock - two glass shelves inside	- a hanging cabinet with sliding doors - glass doors and shelves	- a hanging cabinet with sliding doors - glass doors and shelves





# MEDICAL FURNITURE

## STL SURGICAL TABLES

### SURGICAL TABLES

- Surgical tables make it easy to transport surgical instruments in an operating block.
- Wheels allow to move the table and leave it in any place at a doctor's office or operating room.
- All wheels are anti-static, non-marking, swivel, and two of them are equipped with the safety brakes.
- Maximum load capacity of the table - 50 kg.

### SURGICAL INSTRUMENT TABLES

- Acceptable maximum load capacity - 10 kg.
- Lifted and dropped manually (within the scope of 920 – 1380 mm) working top (600 x 400 mm).
- Top can be locked in any position.



### TECHNICAL SPECIFICATION

Surgical tables						
Name	Stl 101		Stl 103	Stl 102	Stl 104	Stl 201
Code	STL 01010201		STL 02010201	STL 01010401	STL 02010401	STL 03020602
Height (mm)	880		880			920-1380
Width (mm)	1000		1400	1000	1400	400
Depth (mm)	600		600			
Description	- a surgical table					- a surgical instrument table

# MEDICAL FURNITURE

## BEDSIDE CABINETS

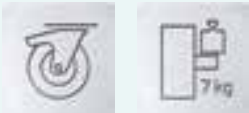
Bedside cabinets are essential in hospital rooms, since they guarantee keeping the area around the patient's bed clean and tidy.

### SZP 1 CABINET

The simplest and cheapest version of bedside cabinet.

### SZL 201 BEDSIDE CABINET

The cabinet with simple rotating and lifting mechanism. Symmetrical – the cabinet and its drawers open at both sides.




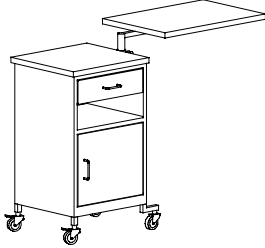
## TECHNICAL SPECIFICATION



Szp 1



Szl 201

Bedside cabinet		
Name	Szp 1	Szl 201
Code	SZL 0604020601	SZL 0402050402
Height (mm)	800	800
Width (mm)	420	610
Depth (mm)	420	420
Description	equipped with: - a drawer on roller slides, - a tabletop, - cabinet with a handle.	with a simple mechanism rotating and lifting the tabletop





# MEDICAL FURNITURE

## ACID-PROOF FURNITURE

Acid-proof furniture ensures maintaining cleanliness and sterility, long-term durability, aesthetics and high quality. It is a perfect choice for professional applications as well as more and more commonly for allergy sufferers' rooms.

### SURGICAL INSTRUMENT TABLE

- With a tray (600x400 mm) which is manually adjusted within the scope of 911 – 1370 mm.
- Rotating tray with the possibility of blocking in every position.
- Maximum load capacity - 10 kg.

### SURGICAL TABLE

- The surgical table is intended for delivering the sterile materials, baskets, instruments, drugs and other equipment to the operation theatre, hospital wards, treatment rooms, laboratories and sterilisation rooms.

### ANAESTHESIOLOGY CABINET

- Equipped with a holder for infusions which may be adjusted within the scope of 1300 – 2100mm.

### HOLDER FOR INFUSIONS

- Five-arm base.
- The upper part equipped with 4 hooks made of stainless rods.
- The stand is adjustable in the scope of 1300 – 2200 mm.

### OPERATING PLATFORMS

- Steps are covered with anti-slide strips (made of material resistant to water, oil and UV radiation).
- Platforms ensure the ergonomic working conditions during a surgery.



## TECHNICAL SPECIFICATION

Name	Std		Stlk	Szla	Wmk	Operating platform
Code	STLN 03020602		STLN 02010204	SZLN 0907011102	SJLN 01010101	SLN 010101
Height (mm)	911-1370		880	840	1360-2340	430
Width (mm)	460		1400	770	575	500
Depth (mm)	630		600	600	575	650



# WORKSHOP FURNITURE

*Furniture  
you can depend on*





# WORKSHOP FURNITURE

## TABLE OF CONTENTS

STW Workbenches	276
SZW Workshop cabinets	278
Workshop cabinets	280
SZW Tool cabinets	282
ŚNN tool walls	284
RMM storage racks assembled by press fitting - 500 mm deep	286
RMM storage racks assembled by press fitting - 350 mm deep	288
RMM storage racks assembled by press fitting - 700 mm deep	290
RMM Storage racks assembled with bolts	292
Accessories for RMM storage racks assembled by press fitting	294
Cabinets with plexiglass door	296
SLS Workshop cabinets	298
SL Workshop cabinets	300
SFR Workshop cabinets	304
SWM Workshop cabinets	306
Workshop cabinets	308
SMD Workshop cabinets	310
UWS Workshop cabinets	310
TECHNO Workbenches	314
WWT workshop trolleys	316
Accessories for TECHNO EXPERT & LIGHT workbenches; WWT workshop trolleys	318
Garage cabinets	322
Cabinets for industrial computer	324
Arrangement suggestions	328

During the design and manufacturing processes we pay attention to all details: order, safety, versatility, functionality, ergonomics, design and above all - people and their needs at the workstation. Our workshop cabinets, trolleys, boxes, workbenches, tool walls and industrial computer cabinets will surely meet your expectations due to their high quality, functionality and durability.

Our workshop furniture allows for practical arrangement of every workstation. Every piece of workshop furniture is made of powder coated steel protected against corrosion. Colours according to the RAL palette.

It is also possible to customize the construction and colours according to customer individual needs.



For self-assembly



Maximum load capacity of drawers 75 kg



Levelling feet



Various locks available



On wheels



450 kg load capacity of evenly loaded workbench



Maximum load capacity of drawers 15 kg



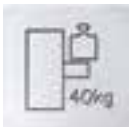
600 kg load capacity of evenly loaded workbench



Maximum load capacity of drawers 20 kg



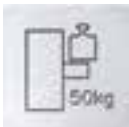
900 kg load capacity of evenly loaded workbench



Maximum load capacity of drawers 40 kg



1350 kg load capacity of evenly loaded workbench



Maximum load capacity of drawers 50 kg



Product with electrical components - safe


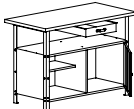
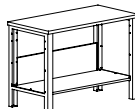
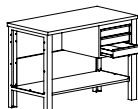
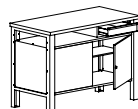
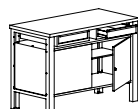
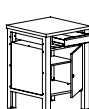
WORKSHOP  
FURNITURE





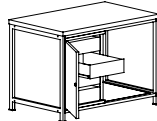
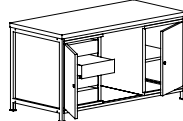
STW WORKBENCHES

- Our STW workbenches combine high quality, durability and functionality.
- STW workbenches are designed for mechanical workshops, tool departments, as well as small mechanical workshops and individual clients.
- Workbenches in combination with metal cabinets, tool walls and storage racks provide excellent work organization.
- Their diversity guarantees meeting needs of every customer.



TECHNICAL SPECIFICATION

Workbenches									
	Name	Stw 111		Stw 121	Stw 321	Stw 322	Stw 323	Stw 324	Stw 311
	Code	STWS 01010201		STWS 02010202	STWS 02010103	STWS 02010104	STWS 02010305	STWS 02010306	STWS 01010207
	Height (mm)	850		850					
	Width (mm)	600		1200	1200				
	Depth (mm)	600		600					
	Tabletop dimension (mm) Height x width x depth	30 x 600 x 600		30 x 1200 x 600	30 x 1200 x 600	30 x 1200 x 600	30 x 1200 x 600	30 x 1200 x 600	30 x 600 x 600

Workbenches									
	Name	Stw 122		Stw 112	Stw 113	Stw 114	Stw 401	Stw 402	Stw 403
	Code	STWS 02020211		STWS 01020207	STWS 01020212	STWS 01020113	STWS 04010209	STWS 05010310	STWS 06010310
	Height (mm)	810		810		850			
	Width (mm)	1200		600	600		1200	1600	200
	Depth (mm)	600		600		750			
	Tabletop dimension (mm) Height x width x depth	30 x 1200 x 600		30 x 600 x 600	30 x 600 x 600	30 x 600 x 600	40 x 1200 x 750	40 x 1600 x 750	40 x 2000 x 750






# WORKSHOP FURNITURE

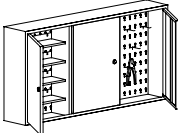
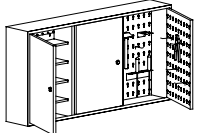
## SZW WORKSHOP CABINETS

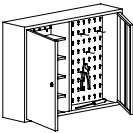
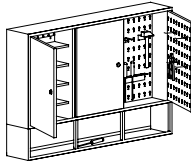
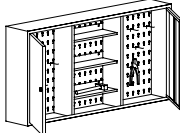
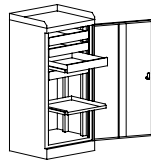
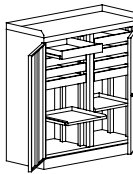
Workshop cabinets enable maintaining order at the workstation due to an easy access to tools. Perforated internal walls allow for easy hanging the holders, brackets and hooks for tools, therefore our workshop cabinets live up to any user's expectations.

- SZW 104 and SZW 108 workshop cabinets are equipped with drawers and shelves on roll bearing slides and a worktop on the top of the cabinets.
- Cabinets for self-assembly (except for SZW 104 and SZW 108).



### TECHNICAL SPECIFICATION

Workshop cabinets									
	Name	Szw 120	Szw 121						
	Code	SZWS 02010201	SZWS 02010302						
	Height (mm)	600							
	Width (mm)	1200							
Depth (mm)	200								
Equipment	<div>-8x 145 mm, 8x 120 mm, 8x 85 mm long galvanized hooks - 4 shelves.</div>	<div>- 9 holders - wrench holder (1), drill holder (1), screwdriver holder (1), handle with single cut (1), holder with oval cut (2) - 2x 85 mm, 2x 120 mm, 2x 145 mm Long hooks, and three shelves - perforated inner wall of the doors</div>							

				
Szw 080	Szw 122	Szw 123	Szw 104	Szw 108
SZWS 01010103	SZWS 02020304	SZWS 02010205	SZW 0101010101	SZW 0201020201
600	750	600	1090	
800	1200		500	1000
200			435	
- 8x 145 mm long hooks, 6x 120 mm long hooks - 4 shelves	- 6 holders made of 0.8 mm steel, 3 holders made of 1.5 mm steel - wrench holder (1), drill holder (1), screwdriver holder (1), chisel holder (1), file holder (1), screwdriver open holder (1), holder with single cut (1), holder with double cut (1), holder with oval cut (1) - 2 galvanized hooks - 4 shelves	- 5x 145 mm, 5x 120 mm, 5x 85 mm long hooks, 3 shelves - the middle part of the box without doors	- 4 drawers and 1 shelf installed on roller slides - the top serves as a worktop, with edges on three slides - an extendable shelf	- 8 drawers and 2 shelves installed on roller slides - the top serves as a worktop with edges on three sides - 2 extendable shelves

# WORKSHOP FURNITURE

## WORKSHOP CABINETS

### SWM CABINETS

Our range of workshop cabinets provides any workshop with a suitable cabinet. Immensely durable metal workshop cabinets are perfect for all conditions.

- It is possible to fix shelves at any height - adjustable every 25 mm.
- A door handle is equipped with a 2-point lock.
- Swm 205 cabinet with tool boxes allows to sort out even the smallest items.

### SWM 501 CABINET

- Wing doors.
- Inside the cabinet there is a perforated wall, 2 drawers, 2 adjustable shelves.
- Set of hooks - according to customer requirement (at extra charge), see page 316.



### TECHNICAL SPECIFICATION

Workshop cabinet					
Name	Sbm 203W	Sbm 212W	Swm 204	Swm 205	Swm 501
Code	SBM 03030304	SBM 04030304	SWM 0202030401	SWM 0202030402	SWML 01020204
Height (mm)	1990		1990		2000
Width (mm)	1000	1200	1000		1020
Depth (mm)	435		435		
Description	- 4 shelves adjustable every 25 mm		workshop cabinet adapted to be equipped with boxes: - on the back-wall slats for 72 tool boxes of the following dimensions: 108x144x224/170 - on cabinet door's slats for 80 tool boxes of the following dimensions: 56x77x119/90 mm - cabinet delivered without boxes	cabinet already equipped with boxes: - on the back-wall slats for 72 tool boxes of the following dimensions: 108x144x224/170 - on cabinet door's slats for 80 tool boxes of the following dimensions: 56x77x119/90 mm	- a perforated wall - 2 shelves - 2 drawers





# WORKSHOP FURNITURE

## SZW TOOL CABINETS

## SZWN WORKSHOP TROLLEYS

- The workshop trolleys are equipped with:
- tops made from hardwood plywood,
  - all drawers locked with central lock,
  - drawers on ball bearing slides (maximum load capacity of 50 kg per drawer),
  - doors locked with a cylinder lock,
  - two swivel wheels.

## SZW WORKSHOP CABINET WITH DRAWERS

Szw lockers provide stable construction, central lock and anti-tilt system (preventing from opening more than one drawer at a time).




Maximum load capacity per drawer: 75 kg.

On customer's request the top may be covered with an acid-proof steel sheet, a rubber or a plywood in metal frame.

Drawer partitions are also available, allowing to divide a drawer into 5 rows. Every row is equipped with 2 galvanized partitions.

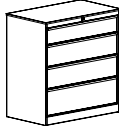
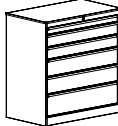
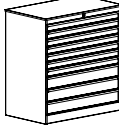
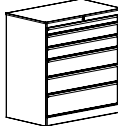
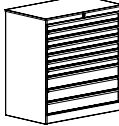


### TECHNICAL SPECIFICATION

Workshop trolleys			
	Name		SzwN 251
	Code		GWJ 0101020702
	Height (mm)		928
	Width (mm)		961
	Depth (mm)		600
	Equipment		5 drawers, including 1 deep one
			
	Name		SzwN 252
	Code		GWJ 0101010802
	Height (mm)		928
	Width (mm)		961
	Depth (mm)		600
	Equipment		10 drawers, including 2 deep ones



Szw 301

Workshop cabinet with drawers				
	Name		Szw 302	Szw 305
	Code		SZWL 0202010301	SZWL 0202010601
	Height (mm)		1051	
	Width (mm)		1000	
	Depth (mm)		585	
	Size of drawers (mm)		903 wide x 436 deep	903 wide x 437 deep
				
	Drawer height		1 drawer 175mm 2 drawers 225mm 1 drawer 275mm	7 drawers 75mm 3 drawers 125mm



# WORKSHOP FURNITURE

## ŚNN TOOL WALLS

In a workshop, it is essential to have the most necessary tools within reach. Our tool walls ensure that. Tool walls for self-assembly.



### TECHNICAL SPECIFICATION

Tool walls		
Name	Śnn 300	WW trolley
Code	SNN 010101	XXP 030253
Height (mm)	600	1437
Width (mm)	1195	985
Depth (mm)	16	660
Equipment	<ul style="list-style-type: none"><li>- a base board – 3 pcs,</li><li>- a single hook (58 mm) -5 pcs,</li><li>- a long slot holder for the screwdrivers – 1 pc,</li><li>- a holder with circular holes – files – 1pc,</li><li>- a holder with rectangular holes – chisels – 1 pc,</li><li>- a holder for a drill – 1 pc,</li><li>- a holder for the wrench – 1 pc,</li><li>- a holder with circular holes for screwdrivers – 1 pc,</li><li>- a holder for V container – 2 pcs,</li><li>- a single holder – 4 pcs.</li></ul>	<ul style="list-style-type: none"><li>large boxes - 8 pcs.</li><li>medium boxes - 18 pcs.</li><li>small boxes - 33 pcs.</li></ul>






# WORKSHOP FURNITURE



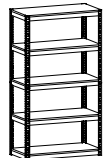
## RMM STORAGE RACKS ASSEMBLED BY PRESS FITTING - 500 mm deep

Universal, solid and durable storage racks designed for shops, warehouses, archives and utility rooms.

- In order to shorten the time-consuming assembly of storage racks we have come up with 'press fitting' assembled storage racks. They are easy to assemble and disassemble.
- Durability, quality and solidity are their distinct advantages.
- Elements of the racks are made of powder coated steel.
- Storage racks made of acid-proof or galvanized steel sheets are available on request.
- Shelves are adjustable every 30 mm.
- Maximum load capacity of a shelf:
  - 100 kg
  - 200 kg - Rmm 301 when fixed to the wall or two racks fixed back-to-back.
- Racks for self-assembly.



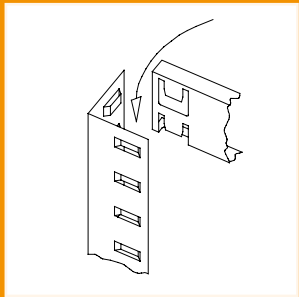
### TECHNICAL SPECIFICATION

Storage racks					
	Name		Rmm 301	Rmm 302	Rmm 303
	Code		RMM 0303040201	RMM 0301010201	RMM 0305030201
	Height (mm)		1980	900	1800
	Width (mm)		1000	1000	
	Depth (mm)		500	500	
	Number of shelves		6	3	5
	Maximum load capacity of a shelf (kg)		200 kg when fixed to the wall or two racks fixed back-to-back	100	



# WORKSHOP FURNITURE


## RMM STORAGE RACKS ASSEMBLED BY PRESS FITTING - 350 mm deep



the system of assembling the  
storage racks by press fitting


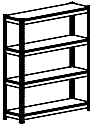
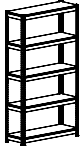




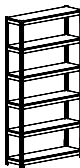

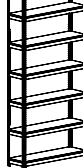
It is possible to fix the sides of the racks to each other,  
creating rows of racks. We do not supply bolts necessary  
to fix the racks.



Storage racks			
Name	Rmm 304		Rmm 306
Code	RMM 1706010201		RMM 1906010201
Height (mm)	950		950
Width (mm)	1000		1200
Depth (mm)	350		350
Number of shelves	3		3
Maximum load capacity of a shelf (kg)	100		100



Storage racks					
Name	Rmm 308		Rmm 310	Rmm 312	Rmm 314
Code	RMM 1707020201		RMM 1907020201	RMM 1708030201	RMM 1908030201
Height (mm)	1370		1370	1790	
Width (mm)	1000		1200	1000	1200
Depth (mm)	350		350		
Number of shelves	4		4	5	
Maximum load capacity of a shelf (kg)	100		100		

Storage racks						
	Name		Rmm 316	Rmm 318	Rmm 320	Rmm 322
	Code		RMM 1709040201	RMM 1909040201	RMM 1710050201	RMM 1910050201
	Height (mm)		2210	2210	2630	
	Width (mm)		1000	1200	1000	1200
	Depth (mm)		350	350		
	Number of shelves		6	6	7	
	Maximum load capacity of a shelf (kg)		100	100		





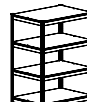
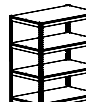
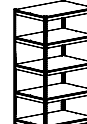
WORKSHOP  
FURNITURE

RMM STORAGE RACKS  
ASSEMBLED BY PRESS FITTING  
- 700 mm deep

- The depth of the rack (700 mm) allows to put two rows of binders onto the rack.
- To keep binders in order we recommend additional equipment, especially a middle limiter allowing to divide 700 mm wide shelves into two parts.
- For accessories available - see page 316.



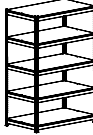
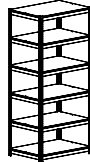
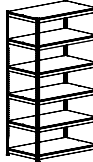
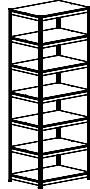
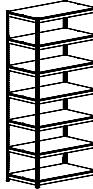
TECHNICAL SPECIFICATION

Storage racks						
Name	Rmm 305		Rmm 307	Rmm 309	Rmm 311	Rmm 313
Code	RMM 1806010201		RMM 2006010201	RMM 1807020201	RMM 2007020201	RMM 1808030201
Height (mm)	950		950	1370	1370	1790
Width (mm)	1000		1200	1000	1200	1000
Depth (mm)	700		700			
Number of shelves	3		3	4		5
Maximum load capacity of a shelf (kg)	100		100			



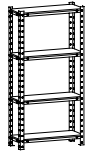
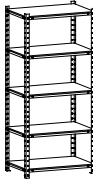
# WORKSHOP FURNITURE

## RMM STORAGE RACKS ASSEMBLED BY PRESS FITTING - 700 mm deep

Storage racks							
	Name		Rmm 315	Rmm 317	Rmm 319	Rmm 321	Rmm 323
	Code		RMM 2008030201	RMM 1809040201	RMM 2009040201	RMM 1810050201	RMM 2010050201
	Height (mm)		1790	2210		2630	
	Width (mm)		1200	1000	1200	1000	1200
	Depth (mm)		700	700			
	Number of shelves		5	6		7	
Maximum load capacity of a shelf (kg)	100	100					

## RMM STORAGE RACKS ASSEMBLED WITH BOLTS

- Maximum load capacity of a shelf – 100 kg.
- Shelves are adjustable every 60 mm.
- Racks for self-assembly.
- Note:  
Accessories applicable to RMM storage racks assembled by press fitting are not compatible with RMM storage racks assembled with bolts.

Rmm storage racks assembles with bolts			
Name	Rmm 202		Rmm 201
Code	RMM 0102020101		RMM 0204030101
Height (mm)	1510		2000
Width (mm)	750		900
Depth (mm)	300		600
Number of shelves	4		5
Maximum load capacity of a shelf (kg)	100		100





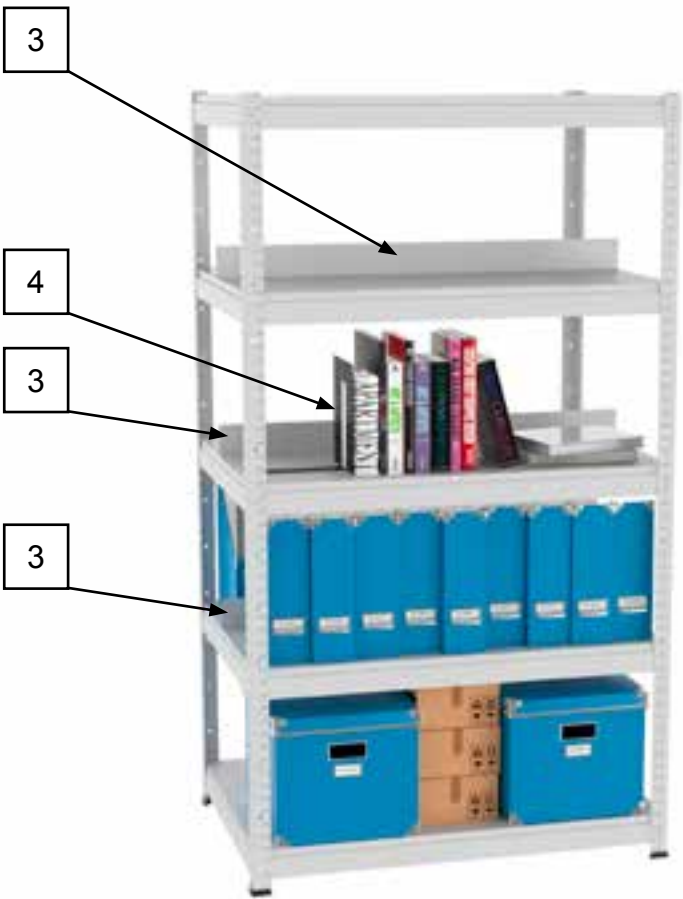
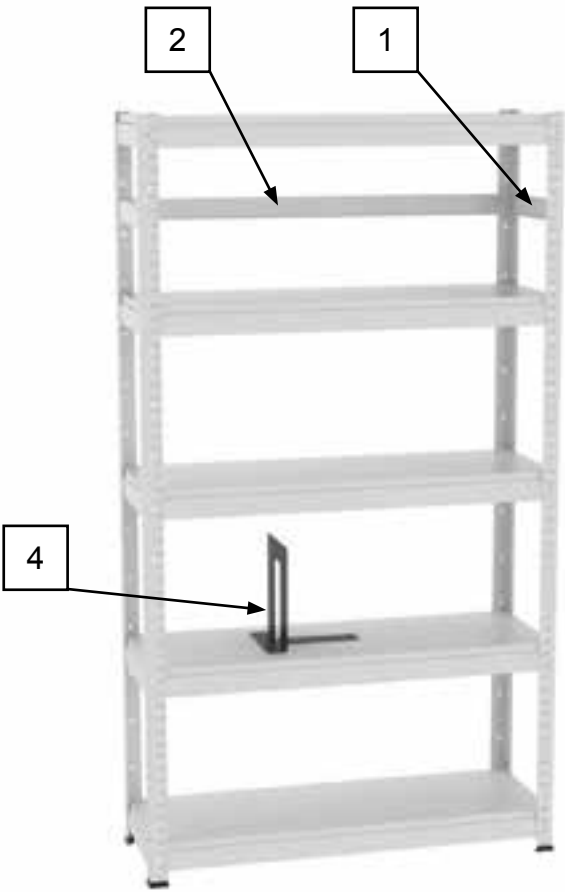
WORKSHOP  
FURNITURE



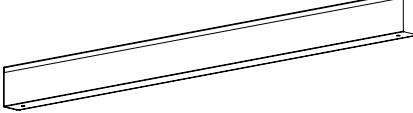
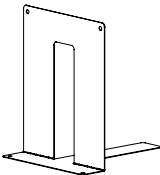
ACCESSORIES FOR RMM  
STORAGE RACKS assembled by  
press fitting

Possible accessories for RMM storage racks assembled by press fitting are as follows:

- a side limiter,
- a rear limiter,
- a middle limiter - a partition that allows to divide 700 mm wide shelves into two parts (350 mm each) - to put binders on both sides,
- a movable partition – a support for binders.

NOTE: Accessories applicable to RMM Storage racks assembled by press fitting are not compatible with RMM storage racks assembled with bolts.




Equipment							
	Side limiter		Rear limiter		Middle limiter		Movable partition
Name	OBRmm 350	OB Rmm 700	OTRmm 1000	OTRmm 1200	OSRmm 1000	OSRmm 1200	Rmm movable partition
Code	XRMM 05281001	XRMM 05291001	XRMM 04071001	XRMM 04271001	XRMM 11311701	XRMM 11321701	XRMM 08301601
Height (mm)	~51		~51		~75		250
Width (mm)	~325	~675	~975	~1175	~990	~1190	246
Depth (mm)	~10		~10		~40		200
	Side limiter		Rear limiter		Middle limiter - a partition which allows to divide a 700 mm wide shelf into two parts to put binders on both sides		Movable partition - a support for binders, books, documents.

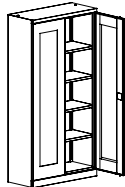
# WORKSHOP FURNITURE


## CABINETS WITH PLEXIGLASS DOORS

- It is a perfect solution which guarantees a good organisation at the workstation.
- It is excellent for garages, workshops and anywhere else where it is necessary to check the order on the shelves without opening the doors.
- Workshop cabinet with 4 mm thick plexiglass doors.
- Equipped with 4 shelves adjustable every 25 mm.



### TECHNICAL SPECIFICATION

	
Name	Workshop cabinet with plexiglass doors
Code	SBM 03033804
Height (mm)	1990
Width (mm)	1000
Depth (mm)	435
Number of shelves	4






# WORKSHOP FURNITURE

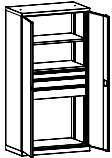
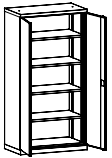
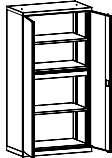
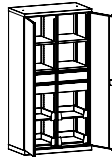
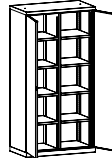
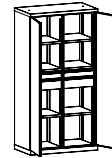
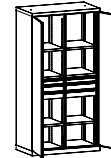
## SLS WORKSHOP CABINETS

- SLS Workshop cabinets are delivered as welded construction. They do not require a self-assembly.
- Drawer's extension -100%.
- Shelves are galvanized, powder-coated.

LOAD CAPACITIES:  
Load capacity of a shelf - up to 160 kg.  
Load capacity of 150 mm, 125 mm, 100 mm high drawers - 160 kg.  
Load capacity of 75 mm high drawers - 100 kg.  
Load capacity of the whole cabinet - 1300 kg.



### TECHNICAL SPECIFICATION


Workshop cabinet								
Name	SLS 1951-7VA	SLS 1951-6		SLS 1951-8VA	SLS 1951 T-1VA	SLS 1951 T-2	SLS 1951 T-3VA	SLS 1951 T-4VA
Code	SLS 0303022307	SLS 0303021605		SLS 0303022407	SLS 0403022607	SLS 0403022005	SLS 0403022707	SLS 0403022808
Height (mm)	1950			1950				
Width (mm)	1000			1000				
Depth (mm)	540			540				
Equipment	- 2 shelves - 3 drawers (150 mm, 125mm, 100 mm)	- 4 shelves		- 3 shelves - 1x 100mm drawer	- a divided partition wall - 4 shelves - 4x 150 mm drawers - 4 extendable shelves	- a divided partition wall - 8 shelves	- a divided partition wall - 6 shelves - 2x 150 mm drawers - 2x 100 mm drawers	- a divided partition wall - 6 shelves - 4x 100 mm drawers - 2x 75 mm drawers

# WORKSHOP FURNITURE

## SL WORKSHOP CABINETS

- SL workshop cabinets are very practical pieces of furniture equipped with shelves, drawers with handles and compartments.
- Galvanized, powder-coated shelves.
- Drawer's extension -85%.
- Ball bearing slides.

LOAD CAPACITIES:  
Load capacity of a shelf - 75 kg.  
Load capacity of a drawer - 35 kg.  
Load capacity of the whole cabinet - 800 kg.



### ADVANTAGES OF CABINETS



lockable compartments



adjustable shelves



100 mm, 150 mm, 300 mm  
high drawers



3-point door lock




drawers with handles

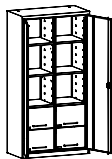
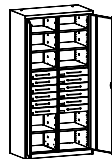
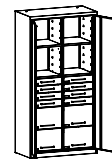


# WORKSHOP FURNITURE

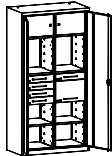
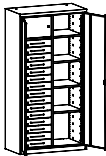
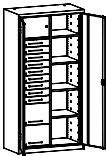

## SL WORKSHOP CABINETS

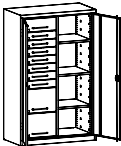





### TECHNICAL SPECIFICATION

Workshop cabinets								
	Name	SL 110.18		SL 110.21	SL 162.18	SL 162.21	SL 163.18	SL 163.21
	Code	SSCH1 0202034206		SSCH1 0302034206	SSCH1 0202032306	SSCH1 0302032306	SSCH1 0202032506	SSCH1 0302032506
	Height (mm)	1950		1950				
	Width (mm)	1000		1200	1000	1200	1000	1200
Depth (mm)	500		500					
Equipment	<ul style="list-style-type: none"><li>- divided partition wall</li><li>- 6 shelves</li><li>- 4x 300 mm drawers</li></ul>			<ul style="list-style-type: none"><li>- divided partition wall</li><li>- 8 shelves</li><li>- 12x 100 mm drawers</li></ul>		<ul style="list-style-type: none"><li>- divided partition wall</li><li>- 4 shelves</li><li>- 4x 300 mm drawers</li><li>- 8x 100 mm drawers</li></ul>		




Workshop cabinets												
	Name	SL 164.18				SL 164.21	SL 166.18	SL 166.21	SL 168.18	SL 168.21	SL 165.13	SL 165.15
	Code	SSCH1 0202032406				SSCH1 0302032406	SSCH1 0202032606	SSCH1 0302032606	SSCH1 0202032806	SSCH1 0302032806	SSCH1 0203032106	SSCH1 0303032106
	Height (mm)	1950				1950				1600		
	Width (mm)	1000				1200	1000	1200	1000	1200	1000	1200
	Depth (mm)	500				500				500		
Equipment	<ul style="list-style-type: none"><li>- divided partition wall</li><li>- 4shelves</li><li>- 5x 100 mm drawers</li><li>- 1x 300 mm drawer</li><li>- 2x 300 mm high lockable compartments</li></ul>		<ul style="list-style-type: none"><li>- divided partition wall</li><li>- 4 shelves</li><li>- 15 drawers</li><li>- 300 mm high lockable compartment</li></ul>		<ul style="list-style-type: none"><li>- divided partition wall</li><li>- 4 shelves</li><li>- 300 mm high lockable compartment</li><li>- 9x 100 mm drawers</li><li>- 2x 300 mm drawers</li></ul>		<ul style="list-style-type: none"><li>- divided partition wall</li><li>- 2shelves</li><li>- 4x 300 mm drawers</li><li>- 8x 100 mm drawers</li></ul>					

Workshop cabinets										
	Name	SL 168.13		SL 168.15	SL 162.03	SL 162.06	SL 163.03	SL 163.06	SL 167.03	
	Code	SSCH1 0203032206		SSCH1 0303032206	SSCH1 0201031906	SSCH1 0301031906	SSCH1 0201032006	SSCH1 0301032006	SSCH1 0201035106	
	Height (mm)	1600		1000						
	Width (mm)	1000		1200	1000	1200	1000	1200	1000	
	Depth (mm)	500		500						
	Equipment	<ul style="list-style-type: none"><li>- divided partition wall<ul style="list-style-type: none"><li>- 3 shelves</li></ul></li><li>- 2x 300 mm drawers</li><li>- 7x 100 mm drawers</li><li>- 1x 150 mm drawer</li></ul>		<ul style="list-style-type: none"><li>- divided partition wall<ul style="list-style-type: none"><li>- 2 shelves</li></ul></li><li>- 2x 300 mm drawers</li><li>- 4x 100 mm drawers</li></ul>		<ul style="list-style-type: none"><li>- divided partition wall<ul style="list-style-type: none"><li>- 2 shelves</li></ul></li><li>- 2x 100 mm drawers</li><li>- 2x 150 mm drawers</li></ul>		<ul style="list-style-type: none"><li>- divided partition wall<ul style="list-style-type: none"><li>- 4 drawers 300mm</li></ul></li><li>- 2x 100 mm drawers</li><li>- 2x 150 mm drawers</li></ul>		


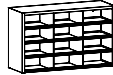
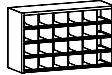
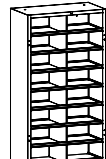
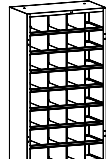
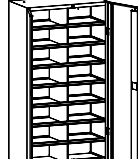
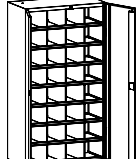
WORKSHOP  
FURNITURE

SFR WORKSHOP CABINETS

- SFR workshop cabinets are perfect for maintenance and mechanical workshops.
- SFR workshop cabinets with compartments come in two versions:
  - without doors: SFR 51/1, 12/1, 24/1, 16/1, 32/1,
  - with doors: SFR 16/2,32/2.



TECHNICAL SPECIFICATION


Workshop cabinets									
	Name	SFR 51/1		SFR 12/1	SFR 24/1	SFR 16/1	SFR 32/1	SFR 16/2	SFR 32/2
	Code	SFR 0302010500S5		SFR 0202010300S4	SFR 0202010400S3	SFR 0101010100S1	SFR 0101010200S2	SFR 0101020100S6	SFR 0101020200S7
	Height (mm)	900		900	1800				
	Width (mm)	1500		1500	1000				
	Depth (mm)	250		500	500			530	
	Number of compartments	- 48 small compartments - 3 large compartments		12	24	16	32	16	32
	Dimensions of compartments	121 x 109 x 250 mm 175 x 466 x 250 mm		175 x 466 x 500 mm	175 x 237 x 500 mm	180 x 455 x 500 mm	180 x 222 x 500 mm	180 x 455 x 500 mm	180 x 222 x 500 mm



# WORKSHOP FURNITURE

## SWM WORKSHOP CABINETS

- SWM workshop cabinets may be equipped with:
  - adjustable shelves,
  - drawers,
  - a compartment,
  - boxes,
  - a perforated wall (hooks and hangers available separately) - see page 316.



adjustable shelves



drawers




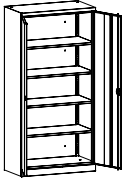
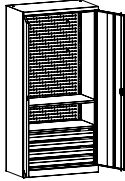

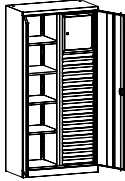
perforated wall


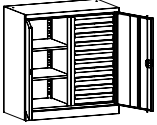
### ADVANTAGES OF CABINETS

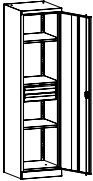
# WORKSHOP FURNITURE

## WORKSHOP CABINETS



Workshop cabinets				
Name	SWM201	SWM201L1	SWM201L2	SWM201L
Code	SWM0403030306S48	SWM0403030106S21	SWM0403030106S22	SWM0403030106S18
Height (mm)	1950	1950		
Width (mm)	950	950		
Depth (mm)	500	500		
Equipment	- 4 adjustable shelves	- 2 adjustable shelves - 4 drawers - a perforated wall	- 8 adjustable shelves - 48 boxes	- 4 adjustable shelves - 16 drawers - a compartment

Workshop cabinets		
Name	SWM101A3	SWM 101L1
Code	SWM0404030207S41	SWM0404030106S20
Height (mm)	1000	
Width (mm)	950	
Depth (mm)	500	
Equipment	- 2 adjustable shelves	- 2 adjustable shelves - 10 drawers

Workshop cabinets	
Name	SWM201L3
Code	SWM0503021607
Height (mm)	1950
Width (mm)	500
Depth (mm)	500
Equipment	- 3 adjustable shelves - 2 drawers






# WORKSHOP FURNITURE

## SMD WORKSHOP CABINETS

- SMD and UWS workshop cabinets meet expectations of even the fussiest user.
- UWS workshop cabinets are equipped with adjustable, galvanized shelves with edges - perfect for storing liquids and chemicals.
- SMD workshop cabinets are equipped with galvanized shelves, drawers and SMD 515/5 workshop cabinets is additionally equipped with a desktop, which is a great place to store small tools or technical documents.



### ADVANTAGES OF CABINETS



desktop




side edge



galvanized shelves with edges

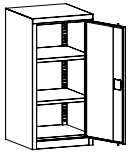
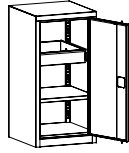
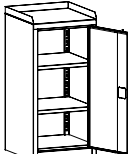
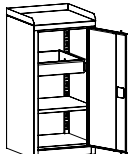
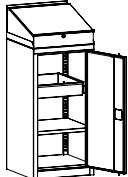


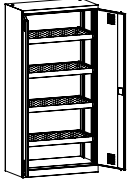
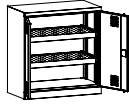
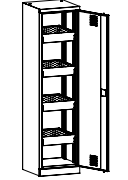
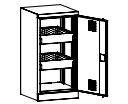
perforations in the doors



# WORKSHOP FURNITURE

## SMD WORKSHOP CABINETS UWS WORKSHOP CABINETS

Workshop cabinets						
Name	SMD 515/1		SMD 515/2	SMD 515/3	SMD 515/4	SMD 515/5
Code	SZW 0302010703		SZW 0302010803	SZW 0303010703	SZW 0303010803	
Height (mm)	1000		1000	1050		1255
Width (mm)	500		500			
Depth (mm)	500		500			
Equipment	- 2 shelves		- 1 shelf - 1 drawer	- side edge - grooved rubber - 2 galvanized shelves	- side edge - grooved rubber - 1 drawer - 1 galvanized shelf	- side edge - a desktop - 1 drawer - 1 galvanized shelf

Workshop cabinets					
Name	UWS 905		UWS 915	UWS 505	UWS 515
Code	UWS 0202060201		UWS 0201060101	UWS 0102050201	UWS 0101050101
Height (mm)	1950		1000	1950	1000
Width (mm)	950		950	500	
Depth (mm)	500		500		
Equipment	- 4 adjustable galvanized shelves with edges		- 2 adjustable galvanized shelves with edges	- 4 adjustable galvanized shelves with edges	- 2 adjustable galvanized shelves with edges



# WORKSHOP FURNITURE

## TECHNO WORKBENCHES

■ In our range of products you may also find professional workbenches:

- Techno Expert workbenches,
- Techno Light workbenches.

■ Workbenches for self-assembly.

■ Due to the modular construction and two lines, Techno Workbenches offer the possibility to create a workbench in hundreds of combinations according to your needs:

- Techno Expert Workbenches - designed for professional applications,
- Techno Light Workbenches - designed for both professional and amateur applications.

■ WWT workshop trolleys supplement Techno workbenches.

■ We can provide you with a more detailed catalogue of Techno workbenches.





# WORKSHOP FURNITURE






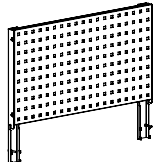
## WWT WORKSHOP TROLLEYS

- Trolleys are equipped with a special system making it impossible to open more than one drawer at a time.
- Internal dimensions of a drawer: 600 mm x 400 mm.
- Drawers are equipped with ball bearing slides which are extendable in 100% (40kg load capacity).
- Trolleys on 125 mm diameter wheels - 2 of them are swivel with brakes.
- As standard, all trolleys are equipped with tops covered with micro rubber and side edges preventing objects from falling off the trolley. The edges are covered with rubber protection for the increased comfort of usage.
- A side handle may be attached on both sides.
- Perforated backside and side walls allow to hang accessories such as boxes or holders.
- Holders and hooks are available separately.



### TECHNICAL SPECIFICATION



WWT workshop trolleys								
Name	WWT 75A		WWT 75B	WWT 75C	WWT 75D	WWT top box	Perforated wall for WWT	
Code	WWT 0101010102		WWT 0101010202	WWT 0101010302	WWT 0101020401	XXXP 030042	XWWT 01010101	
Height (mm)	900		900				516	383
Width (mm)	790		790				729	
Depth (mm)	490		490				34	
Equipment	1x 300 mm drawer 2x 100 mm drawers 2x 75 mm drawers		1x 200 mm drawer 1x 150 mm drawer 4x 75 mm drawers	1x 200 mm drawer 6x 75 mm drawers	Wing doors 2 adjustable shelves	4x 100 mm drawers	A perforated panel adjusted to hang accessories listed at page 316	










# WORKSHOP FURNITURE

ACCESSORIES FOR TECHNO  
EXPERT & LIGHT WORKSHOP  
WORKBENCHES; WWT  
WORKSHOP TROLLEYS



Hangers					
Name	L50 short double hanger	L150 long double hanger	L50 short single hanger	L150 long single hanger	Flat wrench hanger
Code	YMIN282	YMIN281	YMIN284	YMIN283	YMIN493
Description	Short double hanger	Long double hanger	Short single hanger	Long single hanger	Flat wrench hanger

Hangers					
Name	Screwdriver hanger		Drill hanger	L150 tool hanger	60 mm gear hanger
Code	YMIN492		YMIN491	YMIN499	YMIN490
Description	Screwdriver hanger		Drill hanger	Tool hanger	Gear hanger (e.g. for a drill)


Containers												
	Name	container S1/h45 - LOW		container S1/h63 - HIGH	container S2/h45 - LOW	container S2/h63 - HIGH	container S3/h45 - LOW	container S3/h63 - HIGH	container S4/h45 - LOW	container S4/h63 - HIGH	container S5/h45 - LOW	container S5/h63 - HIGH
	Code	YMIN392		YMIN393	YMIN394	YMIN395	YMIN396	YMIN397	YMIN398	YMIN399	YMIN400	YMIN401
	Dimensions height x width x depth	45 x 54 x 54 mm		63 x 54 x 54 mm	45 x 54 x 108 mm	63 x 54 x 108 mm	45 x 108 x 108 mm	63 x 108 x 108 mm	45 x 108 x 162 mm	63 x 108 x 162 mm	45 x 108 x 216 mm	63 x 108 x 216 mm
Description	Plastic container		Plastic container									







Accessories for WWT workshop trolleys						
Name	WWT container		A box for WWT	B box for WWT	Paper towels holder	Sliding shelf for drawers in WWT
Code	XWWT 04050402		XWWT 03030302	XWWT 03040302	XWWT 02020202	XWWT 06070802
Dimensions height x width x depth	145 x 350 x 110/176		70 x 200 x 80	70 x 350 x 80	85 x 350 x 185	
Description						Sliding shelf for drawers covered with micro rubber



# WORKSHOP FURNITURE

ACCESSORIES FOR TECHNO  
EXPERT & LIGHT WORKSHOP  
WORKBENCHES; WWT  
WORKSHOP TROLLEYS



Accessories for SWT workbenches				
Name	A70 drawer insert		A95 drawer insert	A145 drawer insert
Code	XWWT 05060503		XWWT 05060603	XWWT 05060703
Description	For 70 mm high drawers 2 wide rows		For 95 mm high drawers 2 wide rows	For 145 mm high drawers 2 wide rows
Accessories for SWT workbenches				
Name	B70 drawer insert		B95 drawer insert	B145 drawer insert
Code	XWWT 05060504		XWWT 05060604	XWWT 05060704
Description	For 70 mm high drawers 2 narrow rows		For 95 mm high drawers 4 narrow rows	For 145mm high drawers 4 narrow rows
Accessories for SWT workbenches				
Name	C70 drawer insert		C95 drawer insert	C145 drawer insert
Code	XWWT 05060505		XWWT 05060605	XWWT 05060705
Description	For 70 mm high drawers 1 wide + 2 narrow rows		For 95 mm high drawers 1 wide + 2 narrow rows	For 145 mm high drawers 1 wide + 2 narrow rows



tabletop covered with  
rubber - on request





# WORKSHOP FURNITURE

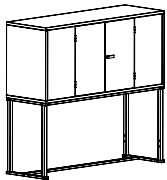
## GARAGE CABINETS

A garage cabinet is a free-standing piece of furniture. It is easy to move. It does not require fixing it to the floor or a wall. A garage cabinet is a secure and steady piece of furniture as it is 200 kg heavy and it is of firm construction - on a strong base and additional cross-bracing. A garage cabinet is perfect for parking spaces in the underground car parks. It is a practical and modern solution. It allows to arrange the parking space in an aesthetical, convenient and safe way. Modern apartments and multifamily houses hardly ever have additional basements or depots. A garage cabinet is a solution to such problems. It is a steady, firm and capacious product where you can store objects present in any house but used occasionally or which should not be stored in an apartment, e.g. bicycles, tires, child safety seats, pushchairs, skates, ice skates, helmets and other sports equipment, oils or workshop tools.

- Technical specification:
- weight - 200 kg,
  - capacity - approximately 5000 litres,
  - stable construction,
  - cross-bracing,
  - load capacity - up to 80 kg per shelf, the whole construction- up to 500 kg,
  - steel legs made of profiles,
  - a secure lock with 2 keys,
  - fire classification of the powder coat,
  - a stable base made of 2 mm thick, 50 x 30 mm profiles,
  - possibility of anchoring to a floor,
  - 2 years of warranty,
  - it is delivered on a pallet in two parts: a cabinet + bottom frame for self-assembly. It facilitates the transportation and minimises the cost of transport.



### TECHNICAL SPECIFICATION

Garage cabinet	
Name	Garage cabinet
Code	XXXP 030253
Height (mm)	2200
Width (mm)	2400
Depth (mm)	800



# WORKSHOP FURNITURE

## CABINETS FOR INDUSTRIAL COMPUTER

A perfect solution for production plants to store industrial computers.

### SPNK

The wardrobe has a flat structure of minimum depth. The front screen is adapted to fit a 16:9 LCD screen and of maximum 22 inches diagonal. IP-42 resistance class, confirmed with tests, ensures protection of the cabinet against objects of over 1 mm size, and protection against drops of water falling down on the casing at the angle of 15 degrees. The unscrewed base of the cabinet enables screwing the cabinet directly to the ground. A wide range of equipment as standard: a fan, a power supply, a service wire, and a power strip with the anti-interference filter.

### SMK

The upper glass part for LCD screen allows to use the equipment even if there is dust on the production floor. The bottom covered part allows to keep the computer and other devices safe. An extendable shelf allows for using the keyboard easily and conveniently. The cabinet has levelling feet which allow to place it onto any type floor, even the uneven one. The cabinet is equipped with the inner electric fan that cools the working computer. In the bottom part of the cabinet there is a powering anti-interference slat. The back side has ventilation holes in it. The adjustable shelf makes it possible to set its height depending on the type of computer kept in the cabinet.



324



SmKa



**Computer protection**  
Protection against dust and water, accidental damage and unauthorized access – IP 42 resistance class.



**Stability**  
Removable base of the cabinet enables screwing the cabinet directly to ground.

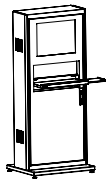
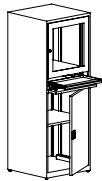


**Functionality**  
The 4:3 front screen is adapted to fit 16:9 LCD screen and of maximum 22 inches diagonal.



**Wide range of accessories**  
2 shelves on latches, 1 extendable shelf for a computer, a fan, a power strip with the anti-interference filter, Ethernet port, power strip, a fixture for LCD screen, doors with a 3-point lock with patent filler, space for a keyboard closed with a 1-point cylinder lock.

### TECHNICAL SPECIFICATION

Cabinets for industrial computer					
		SmK	SmKa	SmK1	SmK1a
Name	SPNK	SMK 0101010201	SMK 0101010202	SMK 0101010101	SMK 0101010102
Code	SMK0506050506				
Height (mm)	1770	1750			
Width (mm)	755	640			
Depth (mm)	330	630			
Equipment	Cabinet equipped with: - a fan, - a power strip, - a terminal, - a power strip with the anti-interference filter.	The part protecting the keyboard opens together with the main door. The cabinet with equipment: a fan and a power strip.	The part protecting the keyboard opens separately. The cabinet with equipment: a fan and a power strip.	The part protecting the keyboard opens together with the main door. The cabinet without any additional equipment - no fan or power strip.	The part protecting the keyboard opens separately. The cabinet without any additional equipment - no fan or power strip.



# WORKSHOP FURNITURE

## CABINETS FOR INDUSTRIAL COMPUTER

### SMK 3A

- Cabinets are equipped with the drawer for a keyboard and an extendable shelf in the bottom compartment.
- On the side walls there is a ventilation.
- In the back wall of the cabinet there are holes for the power supply.
- Glass screen made of tempered glass.
- The cabinet equipped with levelling feet.

### SMK 4A

- Industrial computer cabinet – the glass part is adapted for the depth of LCD screen.
- An extendable shelf allows for using the keyboard easily and conveniently.
- The back side has ventilation holes in it.
- The adjustable shelf makes it possible to set its height depending on the type of computer kept in the cabinet.

### SMK 2

- Industrial computer cabinet made of 0.8 mm thick steel sheet.
- There is one door at the entire height. A shelf for LCD screen is fixed, other shelves can be adjusted every 25 mm.
- The cabinet can store LCD screen of up to 17 inches.
- The cabinet is equipped with a fixed shelf for a keyboard and a mouse (assembly at customer's place), a fan and a power strip with 4 sockets.

The cabinet may also be produced with wheels - on request.



SMK 3A



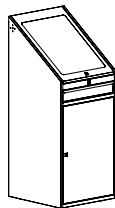
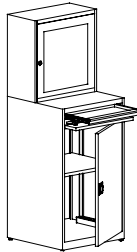
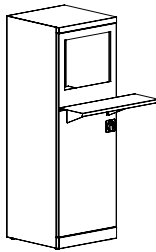
SMK 4A



SMK 2



## TECHNICAL SPECIFICATION

Cabinets for industrial computer							
	Name	SmK 3A		SmK 3A	SmK 4a	SmK 4a	SmK 2
	Code	SMK 0405010104		SMK 0405010204	SMK 0101010105	SMK 0101010205	SMK 0202030203
	Height (mm)	1545		1750		1600	
	Width (mm)	640		640		550	
Depth (mm)	635		630		550		
Equipment	Electric equipment not included. Cabinet equipped with: <ul style="list-style-type: none"><li>– a keyboard shelf,</li><li>– a sliding shelf in the lower compartment,</li><li>– ventilation in the sides,</li><li>– holes for the wires at the back of the cabinet.</li></ul>	Electric wiring (a fan and a power strip with sockets). Cabinet equipped with: <ul style="list-style-type: none"><li>– a keyboard shelf,</li><li>– a sliding shelf in the lower compartment,</li><li>– ventilation in the sides,</li><li>– holes for the wires at the back of the cabinet.</li></ul>	Cabinet equipped with: <ul style="list-style-type: none"><li>- a keyboard protecting part,</li><li>- an adjustable shelf.</li></ul>	Cabinet equipped with: <ul style="list-style-type: none"><li>- a keyboard protecting part,</li><li>- an adjustable shelf,</li><li>- a fan,</li><li>- a power strip.</li></ul>	Cabinet equipped with: <ul style="list-style-type: none"><li>- a fixed shelf for a keyboard and a mouse (assembly at customer's place),</li><li>- a fan,</li><li>- a power strip with 4 sockets.</li></ul>		



# WORKSHOP FURNITURE

ARRANGEMENT  
SUGGESTIONS





# WORKSHOP FURNITURE

## ARRANGEMENT SUGGESTIONS





# MOVABLE SHELVING SYSTEM

*Furniture  
you can depend on*



## TABLE OF CONTENTS

LITREG crank driven movable shelving system	334
Movable shelving system with SOFT TOUCH electric drive	346
Movable office shelving system with SOFT TOUCH OFFICE electric drive	356



# MOVABLE SHELVING SYSTEM

## LITREG CRANK DRIVEN MOVABLE SHELVING

### WE UNDERSTAND THE NEEDS

We understand your need for furnishing offices, archives and libraries. We offer movable shelving. It is a perfect solution for documents archiving and storing, as it provides unlimited possibilities and allows to use the archival area to the maximum.

### WE GUARANTEE FUNCTIONALITY

The wide range of equipment and the possibility of setting the individual elements together ensure making the most of even the smallest free space.  
Accessories: frame drawers, extendable shelves, supports for documents contributes to work effectiveness and flexibility of setting the movable shelving system.

### WE ENSURE THE SATISFACTION

We present our offer on every customer request. We design a plan for developing an archive, a warehouse or an office with bookshelves at no extra charge, providing the most advantageous solutions. Together we will create the optimal solution for efficient use of rooms.



## VARIOUS SOLUTIONS



## MEDALIST SHELVING



open shelving



shelving with sliding doors



shelving with wing doors



closing segment

# MOVABLE SHELVING SYSTEM

## LITREG CRANK DRIVEN MOVABLE SHELVING

We offer several solutions which adjust to the needs of all people around ensuring functionality, efficiency, dynamics and cosy atmosphere.

It is possible to change the height of shelvings and the width of shelves according to customer needs.



Extendable frame drawer - provides an easy access to documents.



Extendable shelf - ensures functionality and wide range of applications.



Support for documents - storing documents becomes convenient and tidy.



Crank mechanism with blockade.



Crank mechanism with blockade with a lock - additional security.



Solid frame bearer guarantees stability and durability.



Solid crank mechanism - big transmission, easy to move.



Adjustable shelves - guarantees flexibility of the shelving.



Strengthening cross bar - ensures stability and rigidity of the shelving.



Frame with card holder - allows for proper organization of documents.



Surface trackage.



Limiter.



Mesh panel system - for safe paintings storage.



Wardrobe shelving - wide range of use.

## TECHNICAL SPECIFICATION

Height (mm)	2019		2394	2769
Width of a shelf (mm)	1000		750	
Depth of a shelf (mm)	250	300	350	370
Shelves per unit	5, 6 or 7 shelves + 1 top shelf as a cover against dust			
Distance between shelves	350 mm			
Shelf's adjustment	every 25 mm			
Load capability of a shelf	40 kg		80 kg – (optionally)	
Distance buffers	20 mm thick			
Drive	Crank driven			
Additional equipment	<div>- shelf's partitions</div> <div>- a lock</div> <div>- a blockade</div> <div>- full and frame drawers for hanging files (only for 370 mm deep shelf)</div> <div>- extendable shelves</div> <div>- mesh panel system</div> <div>- wardrobe shelving</div>			



# MOVABLE SHELVING SYSTEM

## LITREG CRANK DRIVEN MOVABLE SHELVING

### TECHNICAL DESCRIPTION OF LITREG 6.3 MOVABLE SHELVING SYSTEMS

#### 1. The trackage construction

The trackage is made of a flat bar (2 x 70 mm) and a flat bar (10 x 20 mm) - galvanized. Both elements are fixed together (welded). The total height of the trackage is 12 mm. Trackage is anchored to the floor with expansion bolts 8 x 60 mm with tapered flange. The outermost tracks have mechanical gate stops preventing the shelving from leaving the track.

#### Number of tracks:

- for up to 3000 mm long shelving – 2 tracks (2 outermost with anti-tilt system),
- for up to 5000 mm long shelving – 3 tracks (2 outermost with anti-tilt system),
- for up to 7000 mm long shelving – 4 tracks (2 outermost with anti-tilt system).

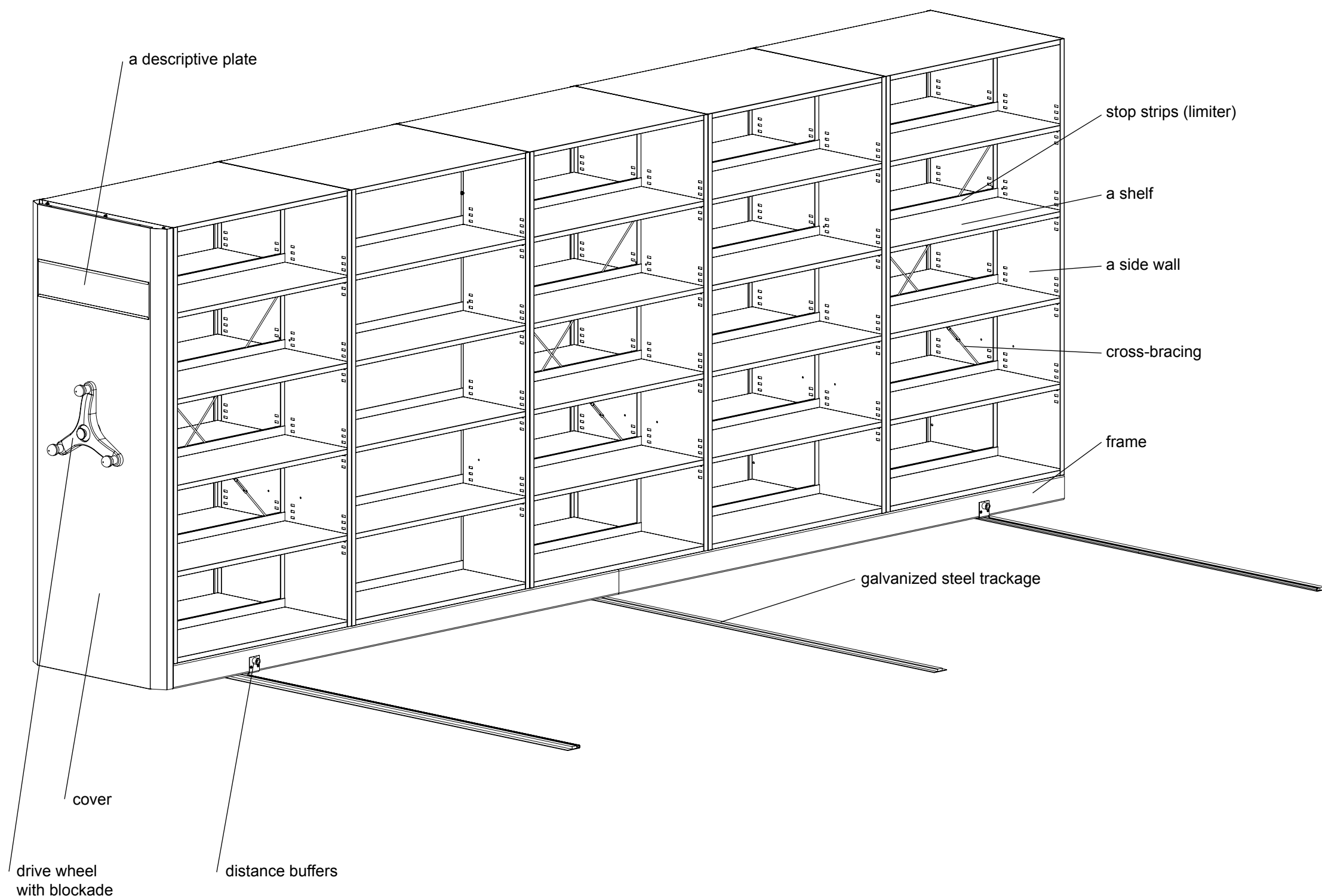
#### 2. Shelving undercarriage

100 mm high undercarriage (frame) is made of closed steel profiles and bent elements made of powder coated steel sheet. There are shafts in the frame. On the shafts there are cast iron wheels with one-side edge. As standard, all wheels are equipped with ball bearings what improves the quality of use.

In the frame there are distance buffers protecting hands.

#### 3. Construction of the shelving body

Shelving body - front and side walls - are made of powder coated steel. Walls are attached to the frame (undercarriage) with bolts. They are perforated every 25 mm. In addition, for greater stiffness of the construction, a cross-wise strengthening is applied.



# MOVABLE SHELVING SYSTEM

## WITH LITREG CRANK DRIVE

### 4. Shelf construction

Shelf is made of powder coated steel. There are two types of shelves: a closed shelf and a shelf with a 22 mm high limiter preventing documents from moving onto the shelf next to it. The shelf is 24 mm thick.

### 5. Drive mechanism construction


The type of applied drive - mechanical, supported with three-arm crank made of plastic with three rotating knobs. Chain drive is equipped with the drive component and the reduction component. Gearing 1 to 6,8. Shelving moves when a small amount of force is applied. Crank axis with blockade.

### 6. Decorating panel construction


The front panels (full ones) cover the drive mechanism. 70 mm thick bent cover increases the aesthetic value of the shelving. Panels are equipped with labels for describing the content of segments. The decorating panel is light grey (RAL 7035) but it is possible to paint it any colour from our RAL colours palette.

### 7. Requirements regarding the floor

The difference in level cannot be larger than 10 mm per 5 meters in perpendicular direction with regard to the movement of shelvings and 5 mm per 4 meters. In case of larger variation it is necessary to even out the floor. Due to the interference into the floor (anchoring, cutting out channels) construction documentation considering the floor is necessary (section of the floor, plumbing/water installations and others). In insulating ceilings (foamed polystyrene board, mineral wool etc.) where the trails are fixed wall chases must be made and filled with concrete. Trails should be perpendicular to the ceiling.



### STANDARD COLOUR OF THE SHELVING



RAL 7035

### OTHER AVAILABLE COLOURS



RAL 9010



RAL 1015



RAL 7032



RAL 8016



RAL 1023



RAL 2004



RAL 3020



RAL 3005



RAL 6011



RAL 6033



RAL 5018



RAL 7016



RAL 5012



RAL 5010




RAL 9005

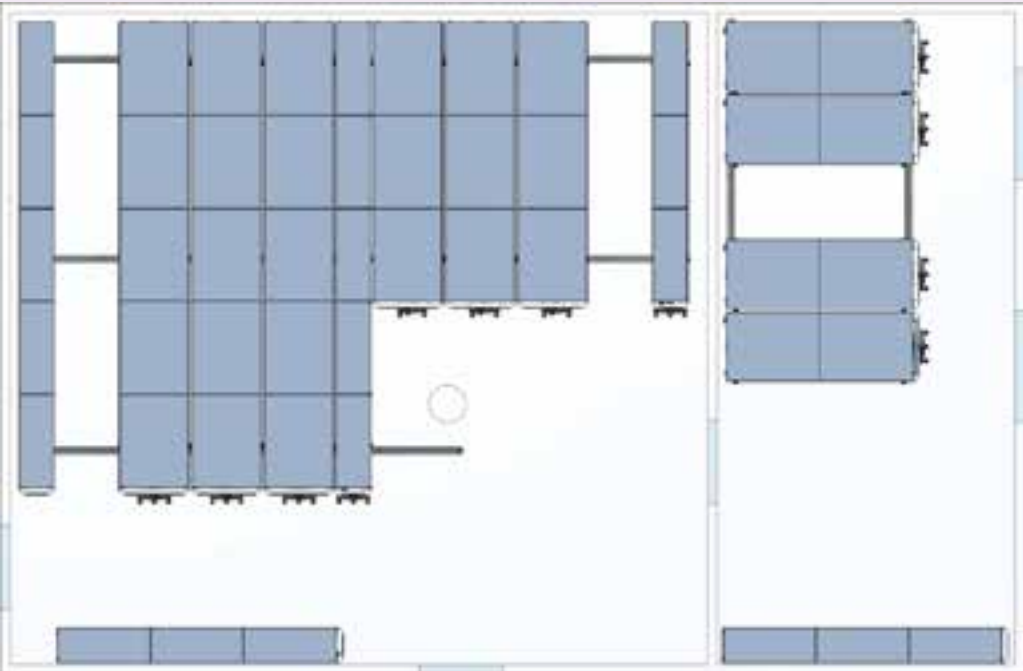


# MOVABLE SHELVING SYSTEM

## LITREG CRANK DRIVEN MOVABLE SHELVING



3D model  
400 running meters of shelving



furnishing project - 400  
running meters of shelving


### SPACE SAVING

STATIONARY shelving allows to store only 1040 binders.


With LITREG CRANK DRIVEN MOVABLE SHELVING it is possible to double the storage place.

Furnishing the same area with our movable shelving allows to store 2080 binders.

Because of individual technical conditions and customer requirements, we provide you with a project together with the estimated cost only after receiving the information about available space and requirements.



standard shelving  
80 running metres of shelving – ca. 1040  
binders



movable shelving system  
160 running meters of shelving – ca. 2080  
binders



# MOVABLE SHELVING SYSTEM

LITREG CRANK DRIVEN  
MOVABLE SHELVING



REALISATIONS





# MOVABLE SHELVING SYSTEM

## MOVABLE SHELVING WITH SOFT TOUCH ELECTRIC DRIVE

### MODERN SYSTEM

The movable shelving with SOFT TOUCH system is a truly innovative solution. Moving particular units no longer requires any physical effort. Tap gently in specific spot to gain access to required archives. This is a perfect solution for large and frequently used archives, when user is carrying documents and cannot use hands, especially disabled people. Shelving moves smoothly, what protects files against changing their position when moved.



### VARIOUS SOLUTIONS



### MEDALIST SHELVING



see how it works



shelving with sliding doors



shelving with shelves



shelving with mesh panel

# MOVABLE SHELVING SYSTEM

## MOVABLE SHELVING WITH SOFT TOUCH ELECTRIC DRIVE

### FUNCTIONS

Movable shelving system provides the possibility of transmission by means of an electric motor and cogwheels coupled with transmission shaft. The control system has the following functions:

- opening,
- blocking,
- resetting,
- failure alarm,
- moving apart, airing,
- user protection, safety.



### TRACKAGE

The trackage is galvanized. The total height of the track is 12 mm. Trackage is anchored to the floor with expansion bolts. The outermost tracks have an anti-tilt system, protecting against overturning. Optimally selected number of rails ensures smooth and easy movement of units. There is also a possibility of installing a chain in the trackway.

### FRAME CHASSIS

The frame is made of steel profiles powder coated in RAL 7035 colour. The frame is equipped with shafts and cast iron wheels. The wheels have ball bearing to improve the quality of use. The frames are equipped with rubber distance buffers in order to prevent units from sliding off. Movable shelving provide the possibility of transmission by means of following elements: electric motor, cogwheels coupled with transmission shaft.

### LOAD-BEARING WALL

Load-bearing wall is made of powder coated steel, perforated every 25 mm (either in intervals or continuously). Thus shelves can be adjusted at any desired height. For additional rigidity of units, a cross-wise strengthening is applied.



# MOVABLE SHELVING SYSTEM

## MOVABLE SHELVING WITH SOFT TOUCH ELECTRIC DRIVE

Movable shelving with 'SOFT TOUCH' electric drive combines functions of archiving huge stocks of documentation with the best user experience.



## SHELVES, SIDE PANELS

Shelves are made of powder coated steel and are equipped with dividers, which prevents documents from moving onto the neighbouring shelf.

Shelf's loading capacity is 40 kg or 80 kg (as an option). The front load bearing wall, from the side of the control panel, is covered with a decorative panel. There is a place for nametags on the whole width of the panel.



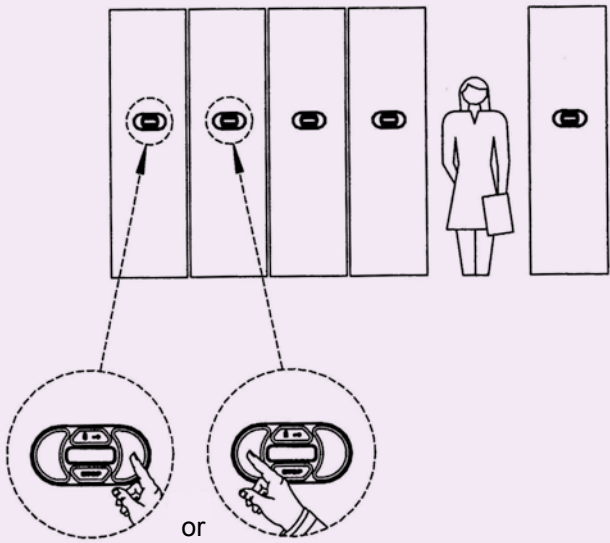
## SAFETY

The shelving is designed with a possibility of locking with special keys. The access to particular units might be restricted only to employees possessing a particular key. The shelving also has an in-built 'night positioning' option. All units move to make an equal distance from another so as to provide additional ventilation of stored items. Units are equipped with electric overload protection which reacts to all obstacles while moving. Additionally, the shelving is equipped with a passive safety system. The system forces users to have a look at an opened alley, before it moves to another. All the functions guarantee safety of use.

# MOVABLE SHELVING SYSTEM

## MOVABLE SHELVING WITH SOFT TOUCH ELECTRIC DRIVE

Movable shelving with modern electric drive. The control panel and the entire mechanism of the electric drive are fine-tuned in every detail, with the greatest safety consciousness and comfort of the user.



### CONTROL PANEL

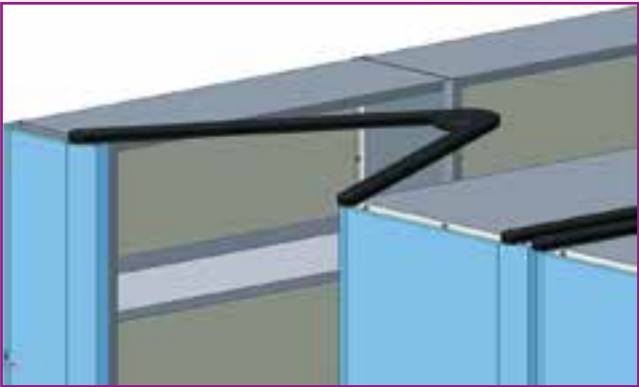
Movement of the system is performed through the control panel placed on the front wall of each unit. It is possible to move all units with one control unit. Control panel indicates the direction of movement and opening of an aisle. Opening and closing of a particular unit comes down just to press the button on the control panel. The panel is equipped with the system of signal diodes, informing about the system failure. Additional control program is detecting and signalling the place and the kind of a breakdown.



### ELECTRIC DRIVE



The units are moved with the control panel.



Wires are hidden in a cable channels placed on the top of each unit - as shoulders between units.



# MOVABLE SHELVING SYSTEM

## MOVABLE SHELVING WITH SOFT TOUCH ELECTRIC DRIVE

It is possible to adjust the height, the interspace of shelves and to fit solutions to individual needs of users.



Lighting of the space between units. The illumination is controlled electronically and works only above the unit currently used by a personnel. Lighting covers are placed on metal trusses, screwed to the top shelves (the covering). The illumination starts automatically when the aisle is opened and switches off when it is closed, provided software allows user to set the time after which the light switches off.



Mesh panel system for safe storage of paintings.



Pull-out frame drawers facilitate access to documents.

## SOFT TOUCH SYSTEM TECHNICAL SPECIFICATION

Height (mm)	2019	2394
Width of a shelf (mm)	1000	750
	or agreed with a customer	
Depth of a shelf (mm)	300	
Shelves per unit	5 or 6 shelves + 1 cover shelf	
Distance between shelves	350 mm or agreed with a customer	
Shelf's adjustment	every 25 mm	
Load capability of a shelf	40 kg	80 kg – (optionally)
Distance buffers	20 mm thick	
Drive	electric	
Additional equipment	<ul style="list-style-type: none"><li>- shelf's dividers</li><li>- lightning</li><li>- pull-out frame drawers</li><li>- mesh panels</li></ul>	



## MEDALIST SHELVING



# MOVABLE SHELVING SYSTEM

## OFFICE SHELVING WITH SOFT TOUCH OFFICE ELECTRIC DRIVE

An electric office shelving is a very effective solution which significantly facilitates changing the office arrangement and its modernisation while being a functional suggestion for interior design. Nowadays flexible solutions are leading in space design. Instead of dedicated rooms, we offer mobile office shelving which are of comprehensive applications. Office shelving are not only easier to implement and cheaper than building partition walls but also they can expand and keep up with changing needs and office furniture.

The shelving may be equipped with an office part consisting of shutter cabinets with shelves, compartments and open shelves for binders. The social space is made up of a bar for clothing and a shoe shelf. The last stationary part is an upholstered seat where a worker may rest during break, have a call or have a coffee.

A sliding office shelving with an electric drive complemented with upholstered elements is an innovative suggestion for a comprehensive furnishing of an office room. It is both an excellent idea for having a rest in an office and a helpful facility for every-day office work.



Section 1



Section 2



Section 3



Section 4



### SOFT TOUCH OFFICE TECHNICAL SPECIFICATION

**Section 1** - movable and closed, equipped with two sets of filing cabinets with shutter doors. Cabinets with cylinder locks. Binders and other office supplies can be stored there. The bottom cabinet is equipped with an adjustable shelf and it can store two rows of binders. The body is made of powder coated steel.

**Section 2** - movable, equipped with two sets of clothing compartments. Each section allows you to store clothes on hangers, and additional adjustable shelves allows to store shoes and other parts of clothing. Each compartment is equipped with a shelf with metal bar and an adjustable shelf placed in the bottom part. All parts are made of powder coated steel.

**Section 3** - movable, equipped with two lockers and two shelving compartments for boxes of files. Lockers with doors made of metal and MDF board, with cylinder locks. The filing compartment is equipped with three shelves, adjustable every 25 mm. The body and elements of filing compartment are made of powder coated steel.

**Section 4** - stationary, equipped with a ~450 mm high upholstered seat. There is additional free space under the seat for storing catalogues, magazines etc.

Height	1500		
Width	1000	1500	2000
Depth	600		800
Exemplary construction	Top is covered with 16 mm thick MDF board with veneered edges, Body of the shelving is made of 0.6 – 0.8 mm thick steel sheet, Doors of lockers are made of 16 mm thick MDF board and 0.8 mm thick steel sheet, locker at 1 point, Front walls are made of 1.0 mm thick steel sheet, Elements of front and back of the shelving are upholstered.		
Exemplary equipment	~725 mm wide cabinets with shutter doors, equipped with metal shelves, ~300 mm and ~400 mm deep metal shelves, mounted on both sides of a section, Hanger for clothes, ~300 mm and ~400 mm deep lockers with MDF or metal doors, mounted on both sides of a section, Shelving compartment for boxes of files, with shelves adjustable every 25 mm, ~450 mm high upholstered seat.		
	<b>Presented shelving design and interior furnishing is exemplary. It is possible to make mobile office shelving based on customer's proposals.</b>		
Drive	Electric drive, power supply placed in a track, sections can move to any distance, drive transmission using a low power electric motor and gears coupled to a drive shaft.		
Power supply	Shelving's installation powered with 230 V AC/16A, all control and drive elements are powered with max. 24V DC voltage.		
Controlling	Touch control panel placed on front wall of each section, operated with buttons indicating movement direction of sections and corridor opening, additional shelving management program to detect and signal location and type of failure.		
Control system functions	- opening, - blocking, - reset, - failure indication, - spreading apart, - ventilation, - employee's protection, - security		
Trackage	Surface, with interference in the floor (anchored) or with filling. Galvanized tracks.		
Safety	System overload detection function, - shelving stop function at a resistance of 30 kg - overload system (electrical), reacting to increase in current in electrical circuit when encountering an obstacle between sections spread apart.		
Other possibilities	Possibility of so called 'night positioning'. Shelving can be programmed to spread apart at a given time to vent stored materials.		

The construction of the shelving and its maintenance guarantee full safety of employees. Individual sections are designed in compliance with the applicable safety standards.





			
RAL 9010	RAL 1015	RAL 7032	RAL 8016
			
RAL 1023	RAL 2004	RAL 3020	RAL 3005
			
RAL 6011	RAL 6033	RAL 5018	RAL 7016
			
RAL 5012	RAL 5010	RAL 7035	RAL 9005

Palette of colour combinations  
of powder coating with OMBRE effect  
which may be found in our offer



The sole purpose of this table is to roughly show the colours. For more accurate view please see full RAL colours palette. We reserve the right to possibility of occurring insignificant differences from the given colours, what should not be a reason of any complaints.

We also reserve the right to implement construction changes in our production, what can insignificantly affect the product appearance.

Colours of products shown in the photographs in the catalogue and the visualisations have demonstrative character only and may differ from the colours of the offered products.





**MALOW Spółka z o.o.**

ul. Wojska Polskiego 114 A  
16-400 Suwałki, Poland  
[www.malow.pl](http://www.malow.pl)  
[marketing@malow.com.pl](mailto:marketing@malow.com.pl)  
tel. +48 87-566 07 40, 42, 23, 36



# MALOW METAL FURNITURE XX